

HMP Onley 2025 Survey Results

CONTENTS

- [Tab 1](#) Summary statistics from HMP Onley 2025 compared with summary statistics from surveys of category C training prisons inspected since November 2023.
- [Tab 2](#) Summary statistics from HMP Onley 2025 compared with summary statistics from HMP Onley 2022.
- [Tab 3](#) Responses of prisoners on the original spurred accommodation (A, B, C, D and E wings) compared with those from the rest of the establishment.
- [Tab 4](#) Responses of prisoners on the double cell accommodation (I wing) compared with those from the rest of the establishment.
- [Tab 5](#) Responses of prisoners who are 50 and over are compared to those who are under 50.
- [Tab 6](#) Responses of prisoners from all other ethnic groups combined are compared with those of white prisoners.
- [Tab 7](#) Responses of Muslim prisoners compared with those of non-Muslim prisoners.
- [Tab 8](#) Responses of prisoners who reported that they had a disability compared to those who did not.
- [Tab 9](#) Responses of prisoners who reported that they had mental health problems compared with those who did not.
- [Tab 10](#) Responses of prisoners who reported that they had been in local authority care compared with those who did not.

HMP Onley 2025

Survey responses compared with those from other HMIP surveys of category C training prisons

In this table summary statistics from HMP Onley 2025 are compared with the following HMIP survey data:

- Summary statistics from surveys of category C training prisons conducted since the introduction of the new questionnaire in November 2023 (17 prisons).

Please note that this does not include all category C training prisons.

Shading is used to indicate statistical significance*, as follows:

	Green shading shows results that are significantly more positive than the comparator
	Blue shading shows results that are significantly more negative than the comparator
	Orange shading shows significant differences in demographics and background information
	No shading means that differences are not significant and may have occurred by chance
	Grey shading indicates that we have no valid data for this question

* less than 1% probability that the difference is due to chance

HMP Onley 2025	Category C training prisons surveyed since November 2023
172	2,909

Number of completed questionnaires returned

n=number of valid responses to question (HMP Onley 2025)

DEMOGRAPHICS AND OTHER BACKGROUND INFORMATION				
1.2	Are you under 21 years of age?	<i>n=170</i>	0%	4%
	Are you under 25 years of age?	<i>n=170</i>	6%	14%
	Are you 50 years of age or older?	<i>n=170</i>	20%	18%
	Are you 70 years of age or older?	<i>n=170</i>	2%	2%
1.3	Are you from an ethnic group other than white?	<i>n=168</i>	48%	25%
	Are you from a white Gypsy or Irish Traveller or Roma ethnic group?	<i>n=168</i>	4%	3%
1.4	Have you been in this prison for less than 6 months?	<i>n=168</i>	33%	33%
1.5	Are you currently serving a sentence?	<i>n=170</i>	99%	99%
	Are you on recall?	<i>n=170</i>	24%	22%
1.6	Is your sentence less than 12 months?	<i>n=165</i>	10%	10%
	Are you here under an indeterminate sentence for public protection (IPP prisoner)?	<i>n=165</i>	8%	5%
7.3	Are you Muslim?	<i>n=167</i>	21%	15%
12.1	Do you consider yourself to have a disability (long-term physical, mental or learning needs)?	<i>n=160</i>	42%	48%
12.3	Do you have any mental health problems?	<i>n=159</i>	54%	60%
19.1	Do you have children under the age of 18?	<i>n=154</i>	55%	46%

Shading is used to indicate statistical significance*, as follows:

	Green shading shows results that are significantly more positive than the comparator
	Blue shading shows results that are significantly more negative than the comparator
	Orange shading shows significant differences in demographics and background information
	No shading means that differences are not significant and may have occurred by chance
	Grey shading indicates that we have no valid data for this question

* less than 1% probability that the difference is due to chance

HMP Onley 2025	Category C training prisons surveyed since November 2023
172	2,909

Number of completed questionnaires returned

n=number of valid responses to question (HMP Onley 2025)

19.2	Are you a foreign national?	<i>n=151</i>	5%	5%
19.3	Have you ever been in local authority care (e.g. lived with foster parents or in a children's home, or had a social worker, while you were under 18 years old)?	<i>n=153</i>	25%	27%
19.4	Have you ever been in the armed services (e.g. army, navy, air force)?	<i>n=155</i>	3%	5%
19.5	Is your gender female, non-binary or other?	<i>n=153</i>	1%	1%
19.6	Do you identify as transgender or trans?	<i>n=151</i>	3%	2%
19.7	Are you homosexual, bisexual or other sexual orientation?	<i>n=156</i>	2%	4%
ARRIVAL AND RECEPTION				
2.1	When you arrived at this prison, did you spend less than 2 hours in reception?	<i>n=170</i>	50%	40%
2.2	Were you searched in reception?	<i>n=170</i>	95%	94%
	<i>For those who were searched:</i>			
	Was this done in a respectful way?	<i>n=161</i>	77%	82%
2.3	Overall, were you treated very/quite well in reception?	<i>n=170</i>	74%	83%
2.4	When you first arrived, did you have problems with?			
	Feeling depressed	<i>n=157</i>	45%	41%
	Feeling suicidal	<i>n=118</i>	14%	15%
	Needing protection from other prisoners	<i>n=117</i>	18%	11%
	<i>For those who had the following problems, did staff help you with?</i>			
	Feeling depressed	<i>n=70</i>	20%	30%
	Feeling suicidal	<i>n=16</i>	13%	29%
	Needing protection from other prisoners	<i>n=21</i>	14%	31%
	<i>For those who had any problems when they first arrived:</i>			
2.5	Were you able to talk to a member of staff in private?	<i>n=112</i>	39%	48%
2.6	Did you see someone from health care in reception?	<i>n=168</i>	83%	85%

Shading is used to indicate statistical significance*, as follows:

	Green shading shows results that are significantly more positive than the comparator
	Blue shading shows results that are significantly more negative than the comparator
	Orange shading shows significant differences in demographics and background information
	No shading means that differences are not significant and may have occurred by chance
	Grey shading indicates that we have no valid data for this question

* less than 1% probability that the difference is due to chance

HMP Onley 2025	Category C training prisons surveyed since November 2023
172	2,909

Number of completed questionnaires returned

n=number of valid responses to question (HMP Onley 2025)

FIRST NIGHT AND INDUCTION			
3.1	Before you were locked up on your first night here, were you offered?		
	Nicotine replacement (including vapes)	<i>n=159</i>	73% 80%
	Toiletries	<i>n=160</i>	58% 63%
	A shower	<i>n=155</i>	25% 52%
	A free phone call	<i>n=158</i>	26% 48%
	Something to eat	<i>n=154</i>	78% 83%
	The chance to talk to a Listener or Samaritans	<i>n=153</i>	23% 31%
	Support from another prisoner (e.g. Insider or prisoner rep)	<i>n=153</i>	26% 34%
3.2	On your first night in this prison, was your cell very/quite clean?	<i>n=169</i>	35% 43%
3.3	Did you feel safe on your first night here?	<i>n=168</i>	66% 78%
3.4	Did you have numbers put on your PIN phone within 24 hours?	<i>n=165</i>	31% 41%
3.5	In your first few days here, did you get?		
	Items from the prison shop/ canteen	<i>n=162</i>	43% 60%
	Access to clean clothing that fitted you	<i>n=161</i>	39% 50%
	PIN phone credit	<i>n=157</i>	59% 62%
	Your personal property	<i>n=157</i>	71% 75%
3.6	Have you had an induction at this prison?	<i>n=163</i>	87% 91%
	For those who have had an induction:		
	Did your induction cover everything you needed to know about this prison?	<i>n=142</i>	49% 57%
ON THE WING			
4.1	Are you in a cell on your own?	<i>n=169</i>	75% 66%

Shading is used to indicate statistical significance*, as follows:

	Green shading shows results that are significantly more positive than the comparator
	Blue shading shows results that are significantly more negative than the comparator
	Orange shading shows significant differences in demographics and background information
	No shading means that differences are not significant and may have occurred by chance
	Grey shading indicates that we have no valid data for this question

* less than 1% probability that the difference is due to chance

HMP Onley 2025	Category C training prisons surveyed since November 2023
172	2,909

Number of completed questionnaires returned

n=number of valid responses to question (HMP Onley 2025)

4.2	Is your cell call bell normally answered within 5 minutes?	<i>n=160</i>	35%	28%
4.3	On the wing or houseblock you are currently living on:			
	Do you normally have enough clean clothing that fits you?	<i>n=165</i>	45%	67%
	Can you have a shower every day if you want one?	<i>n=167</i>	89%	90%
	Can you get clean bedding every week if you want it?	<i>n=167</i>	36%	58%
	Can you get cell cleaning materials every week if you want them?	<i>n=163</i>	61%	63%
	Can you get your stored property promptly, if you need it?	<i>n=161</i>	13%	20%
4.4	Is it normally quiet enough on the wing or houseblock for you to relax:			
	During the day?	<i>n=159</i>	56%	58%
	At night?	<i>n=160</i>	77%	73%
4.5	Normally, are these communal areas of your wing or houseblock very/quite clean?			
	Landings and stairs	<i>n=167</i>	61%	73%
	Association areas	<i>n=162</i>	62%	74%
	Servery	<i>n=162</i>	67%	81%
	Showers	<i>n=161</i>	55%	63%
	Exercise yard	<i>n=162</i>	65%	75%
4.6	Have you been on an ACCT in this prison?	<i>n=159</i>	27%	31%
	For those who have been on an ACCT:			
	Did you feel cared for by staff?	<i>n=43</i>	37%	34%
4.7	Is it very/quite easy for you to speak to a Listener if you need to?	<i>n=164</i>	30%	38%
FOOD AND CANTEEN				
5.1	Is the quality of the food in this prison very/quite good?	<i>n=166</i>	16%	35%

Shading is used to indicate statistical significance*, as follows:

	Green shading shows results that are significantly more positive than the comparator
	Blue shading shows results that are significantly more negative than the comparator
	Orange shading shows significant differences in demographics and background information
	No shading means that differences are not significant and may have occurred by chance
	Grey shading indicates that we have no valid data for this question

* less than 1% probability that the difference is due to chance

HMP Onley 2025	Category C training prisons surveyed since November 2023
Number of completed questionnaires returned	172 2,909

n=number of valid responses to question (HMP Onley 2025)

5.2	Do you get enough to eat at mealtimes always/most of the time?	<i>n</i> =165	18%	30%
5.3	Does the shop/canteen sell the things that you need?	<i>n</i> =162	50%	60%
5.4	Can you use catalogues/other providers to buy the things you need?	<i>n</i> =162	52%	69%
RELATIONSHIPS WITH STAFF				
6.1	Do most staff here treat you with respect?	<i>n</i> =162	72%	71%
6.2	Are there any staff here you could turn to if you had a problem?	<i>n</i> =161	70%	71%
6.3	In the last week, has any member of staff talked to you about how you are getting on?	<i>n</i> =166	36%	38%
6.4	Do you have a named officer (key worker)?	<i>n</i> =165	90%	74%
	<i>For those who have a named officer (key worker):</i>			
	Is your named officer (key worker) very/quite helpful?	<i>n</i> =149	58%	58%
6.5	Are prisoners here consulted about things like food, canteen or wing issues?	<i>n</i> =164	43%	47%
	If so, do things sometimes change?	<i>n</i> =71	35%	35%
6.6	If you want to, can you talk to managers, governors or directors in this prison?	<i>n</i> =163	21%	30%
6.7	Have you shared a problem with a manager, governor or director?	<i>n</i> =165	62%	58%
	<i>For those who have shared a problem with a manager, governor or director:</i>			
	Did they try to help you?	<i>n</i> =103	24%	38%
FAITH				
7.1	Have you spoken to the Chaplaincy team in this prison?	<i>n</i> =164	73%	69%
7.2	Are you able to speak to the Chaplaincy team in private, if you want to?	<i>n</i> =167	63%	63%
7.3	Do you have a religion?	<i>n</i> =167	83%	68%
	<i>For those who have a religion:</i>			
7.4	Are you able to attend religious services, if you want to?	<i>n</i> =137	78%	86%
7.5	Are your religious beliefs respected here?	<i>n</i> =136	64%	67%

Shading is used to indicate statistical significance*, as follows:

	Green shading shows results that are significantly more positive than the comparator
	Blue shading shows results that are significantly more negative than the comparator
	Orange shading shows significant differences in demographics and background information
	No shading means that differences are not significant and may have occurred by chance
	Grey shading indicates that we have no valid data for this question

* less than 1% probability that the difference is due to chance

HMP Onley 2025	Category C training prisons surveyed since November 2023
Number of completed questionnaires returned	172 2,909

n=number of valid responses to question (HMP Onley 2025)

CONTACT WITH FAMILY AND FRIENDS				
8.1	Have you been able to see your family/friends more than once in the last month:			
	In person (prison visit)?	<i>n=131</i>	24%	35%
	Using video calling?	<i>n=93</i>	23%	15%
8.2	Do visits usually start and finish on time?	<i>n=131</i>	24%	37%
8.3	Are your visitors usually treated respectfully by staff all/ most of the time?	<i>n=90</i>	64%	68%
8.4	Is it very/quite easy for your family and friends to get here?	<i>n=136</i>	16%	37%
8.5	Have staff here encouraged you to keep in touch with your family/friends?	<i>n=162</i>	25%	34%
8.6	Have you had any problems with sending or receiving?			
	Emails	<i>n=142</i>	46%	40%
	Letters	<i>n=149</i>	52%	46%
	Parcels	<i>n=138</i>	52%	44%
8.7	Are you able to use a phone every day (if you have credit)?	<i>n=164</i>	91%	94%
TIME OUT OF CELL				
9.1	Do you know what the unlock and lock-up times are supposed to be here?			
		<i>n=165</i>	89%	91%
	For those who know what the unlock and lock-up times are supposed to be:			
	Are these times usually kept to?	<i>n=147</i>	55%	51%
9.2	Do you usually spend less than 2 hours out of your cell each day on Monday - Fridays?	<i>n=163</i>	31%	25%
	Do you usually spend 10 hours or more out of your cell each day on Monday - Fridays?	<i>n=163</i>	1%	8%
	Do you usually spend less than 2 hours out of your cell each day on Saturday - Sundays?	<i>n=150</i>	11%	33%
	Do you usually spend 10 hours or more out of your cell each day on Saturday - Sundays?	<i>n=150</i>	1%	4%
9.3	How many times in a normal week can you complete domestic tasks?			

Shading is used to indicate statistical significance*, as follows:

	Green shading shows results that are significantly more positive than the comparator
	Blue shading shows results that are significantly more negative than the comparator
	Orange shading shows significant differences in demographics and background information
	No shading means that differences are not significant and may have occurred by chance
	Grey shading indicates that we have no valid data for this question

* less than 1% probability that the difference is due to chance

HMP Onley 2025	Category C training prisons surveyed since November 2023
172	2,909

Number of completed questionnaires returned

n=number of valid responses to question (HMP Onley 2025)

	Once or more	<i>n=151</i>	89%	86%
	Three times or more	<i>n=151</i>	50%	59%
	More than five times	<i>n=151</i>	32%	39%
	How many times in a normal week can you get association?			
	Once or more	<i>n=154</i>	96%	94%
	Three times or more	<i>n=154</i>	83%	77%
	More than five times	<i>n=154</i>	60%	54%
	How many times in a normal week can you get exercise outside?			
	Once or more	<i>n=158</i>	94%	94%
	Three times or more	<i>n=158</i>	75%	77%
	More than five times	<i>n=158</i>	57%	59%
	How many times in a normal week can you go to the gym or play sports?			
	Once or more	<i>n=153</i>	74%	84%
	Three times or more	<i>n=153</i>	20%	42%
	More than five times	<i>n=153</i>	3%	15%
9.4	At the weekend, are you able to?			
	Complete domestic tasks	<i>n=154</i>	84%	76%
	Get association	<i>n=157</i>	96%	91%
	Exercise outside	<i>n=161</i>	91%	90%
	Go to the gym or play sports	<i>n=151</i>	54%	63%
9.5	Are you able to visit the library once a week or more?	<i>n=160</i>	68%	53%
	Are you able to borrow library materials kept on the wing once a week or more?	<i>n=150</i>	44%	44%

Shading is used to indicate statistical significance*, as follows:

	Green shading shows results that are significantly more positive than the comparator
	Blue shading shows results that are significantly more negative than the comparator
	Orange shading shows significant differences in demographics and background information
	No shading means that differences are not significant and may have occurred by chance
	Grey shading indicates that we have no valid data for this question

* less than 1% probability that the difference is due to chance

HMP Onley 2025	Category C training prisons surveyed since November 2023
Number of completed questionnaires returned	172 2,909

n=number of valid responses to question (HMP Onley 2025)

	Are you able to get things from the library delivered to the wing once a week or more?	<i>n=150</i>	32%	30%
9.6	Does the library have a wide enough range of materials to meet your needs?	<i>n=136</i>	55%	56%
APPLICATIONS, COMPLAINTS AND LEGAL RIGHTS				
10.1	Is it easy for you to make an application?	<i>n=165</i>	72%	67%
	<i>For those who have made an application are they usually dealt with:</i>			
10.2	Fairly?	<i>n=139</i>	35%	51%
	Within 7 days?	<i>n=139</i>	28%	37%
10.3	Is it easy for you to make a complaint?	<i>n=162</i>	60%	60%
	<i>For those who have made a complaint are they usually dealt with:</i>			
10.4	Fairly?	<i>n=109</i>	20%	31%
	Within 7 days?	<i>n=109</i>	23%	25%
10.5	Have you ever been prevented from making a complaint here when you wanted to?	<i>n=127</i>	35%	35%
10.6	Do you know how to contact the following organisations?			
	The Independent Prisoner Complaint Investigations	<i>n=157</i>	48%	41%
	The Independent Monitoring Board	<i>n=151</i>	69%	56%
	<i>For those who need it, is it easy to?</i>			
10.7	Communicate with your solicitor or legal representative	<i>n=141</i>	39%	48%
	Attend legal visits	<i>n=127</i>	33%	45%
10.8	Have staff opened letters from your solicitor or legal representative when you were not present?	<i>n=156</i>	63%	60%
	<i>For those who have had legal letters opened when they were not present:</i>			
	Did staff tell you why?	<i>n=98</i>	32%	29%
HEALTH CARE				
11.1	Since arriving in this prison, have you experienced any delays accessing?			
	Your medication	<i>n=127</i>	76%	67%

Shading is used to indicate statistical significance*, as follows:

	Green shading shows results that are significantly more positive than the comparator
	Blue shading shows results that are significantly more negative than the comparator
	Orange shading shows significant differences in demographics and background information
	No shading means that differences are not significant and may have occurred by chance
	Grey shading indicates that we have no valid data for this question

* less than 1% probability that the difference is due to chance

HMP Onley 2025	Category C training prisons surveyed since November 2023
172	2,909

Number of completed questionnaires returned

n=number of valid responses to question (HMP Onley 2025)

	Your outside medical appointments	<i>n=96</i>	57%	53%
	Your agreed social care package	<i>n=84</i>	54%	50%
11.2	Is it very/quite easy to see?			
	Doctor	<i>n=160</i>	21%	26%
	Nurse	<i>n=159</i>	41%	44%
	Dentist	<i>n=161</i>	18%	18%
	Pharmacist	<i>n=160</i>	30%	35%
	Mental health worker	<i>n=160</i>	27%	27%
	Substance misuse worker	<i>n=160</i>	29%	35%
11.3	Do you think the quality of the health service is very/quite good from?			
	Doctor	<i>n=157</i>	34%	41%
	Nurse	<i>n=159</i>	45%	50%
	Dentist	<i>n=155</i>	29%	35%
	Pharmacist	<i>n=154</i>	32%	39%
	Mental health worker	<i>n=158</i>	23%	31%
	Substance misuse worker	<i>n=155</i>	26%	34%
11.4	Do you think the overall quality of the health services here is very/quite good?	<i>n=160</i>	28%	37%
	<i>For those who are due to be released in the next month:</i>			
11.5	Are you confident there are adequate plans to continue your health care?	<i>n=45</i>	33%	29%
11.6	Are you able to lead a healthy lifestyle here (in relation to your physical, mental, dietary needs, emotional and social well-being) always/most of the time?	<i>n=160</i>	32%	40%
OTHER SUPPORT NEEDS				
12.1	Do you consider yourself to have a disability (long-term physical, mental or learning needs)?	<i>n=160</i>	42%	48%
	<i>For those who have a disability:</i>			

Shading is used to indicate statistical significance*, as follows:

	Green shading shows results that are significantly more positive than the comparator
	Blue shading shows results that are significantly more negative than the comparator
	Orange shading shows significant differences in demographics and background information
	No shading means that differences are not significant and may have occurred by chance
	Grey shading indicates that we have no valid data for this question

* less than 1% probability that the difference is due to chance

HMP Onley 2025	Category C training prisons surveyed since November 2023
172	2,909

Number of completed questionnaires returned

n=number of valid responses to question (HMP Onley 2025)

12.2	Are you getting the support you need in this prison?	<i>n</i> =57	30%	31%
12.3	Do you have any mental health problems?	<i>n</i> =159	54%	60%
<i>For those who have needed help with their mental health problems:</i>				
12.4	Have you been helped with your mental health problems in this prison?	<i>n</i> =83	27%	37%
12.5	Has your mental health got better since arriving at this prison?	<i>n</i> =149	9%	14%
ALCOHOL AND DRUGS				
13.1	Do you have a drug or alcohol problem?	<i>n</i> =158	25%	25%
<i>For those who have a drug or alcohol problem:</i>				
13.2	Have you told staff about your drug or alcohol problem?	<i>n</i> =38	82%	89%
<i>For those who have told staff:</i>				
	Have you received help to manage it?	<i>n</i> =31	52%	59%
13.3	Have you developed a drug or alcohol problem in this prison (including medication not prescribed to you)?	<i>n</i> =156	16%	15%
<i>For those who have developed a drug or alcohol problem in this prison:</i>				
	Have you received help to manage your drug or alcohol problem (including medication not prescribed to you)?	<i>n</i> =25	36%	35%
<i>For those who have a drug or alcohol problem and are due to be released in the next month:</i>				
13.4	Do you know who to contact for support for your drug or alcohol problem when you leave this prison?	<i>n</i> =9	56%	71%
13.5	In this prison, is it easy/ very easy to get?			
	Illicit drugs	<i>n</i> =152	57%	49%
	Alcohol	<i>n</i> =149	48%	36%
	Medication not prescribed to you	<i>n</i> =151	51%	44%
SAFETY				
14.1	Have you ever felt unsafe here?	<i>n</i> =162	60%	44%
14.2	Do you feel unsafe now?	<i>n</i> =159	31%	21%
14.3	Would you report it if you were being bullied/ victimised in this prison by:			

Shading is used to indicate statistical significance*, as follows:

	Green shading shows results that are significantly more positive than the comparator
	Blue shading shows results that are significantly more negative than the comparator
	Orange shading shows significant differences in demographics and background information
	No shading means that differences are not significant and may have occurred by chance
	Grey shading indicates that we have no valid data for this question

* less than 1% probability that the difference is due to chance

HMP Onley 2025	Category C training prisons surveyed since November 2023
172	2,909

Number of completed questionnaires returned

n=number of valid responses to question (HMP Onley 2025)

	Other prisoners?	<i>n=147</i>	33%	33%
	Staff?	<i>n=141</i>	45%	38%
14.4	Have you been bullied/ victimised in this prison by other prisoners?	<i>n=153</i>	39%	29%
14.5	Have you experienced the following bullying/victimisation by other prisoners:			
	Verbal abuse?	<i>n=153</i>	25%	20%
	Threats or intimidation?	<i>n=153</i>	25%	19%
	Physical assault?	<i>n=153</i>	17%	11%
	Sexual assault?	<i>n=153</i>	1%	2%
	Theft of canteen or property?	<i>n=153</i>	21%	15%
	Other bullying/victimisation?	<i>n=153</i>	16%	13%
14.4	Have you been bullied/ victimised in this prison by staff?	<i>n=151</i>	46%	35%
14.5	Have you experienced the following bullying/victimisation by staff:			
	Verbal abuse?	<i>n=151</i>	26%	24%
	Threats or intimidation?	<i>n=151</i>	25%	18%
	Physical assault?	<i>n=151</i>	15%	8%
	Sexual assault?	<i>n=151</i>	5%	3%
	Theft of canteen or property?	<i>n=151</i>	17%	9%
	Other bullying/victimisation?	<i>n=151</i>	25%	18%
BEHAVIOUR MANAGEMENT				
15.1	Does this prison:			
	Reward good behaviour fairly?	<i>n=153</i>	12%	21%
	Deal with bad behaviour fairly?	<i>n=153</i>	19%	20%

Shading is used to indicate statistical significance*, as follows:

	Green shading shows results that are significantly more positive than the comparator
	Blue shading shows results that are significantly more negative than the comparator
	Orange shading shows significant differences in demographics and background information
	No shading means that differences are not significant and may have occurred by chance
	Grey shading indicates that we have no valid data for this question

* less than 1% probability that the difference is due to chance

HMP Onley 2025	Category C training prisons surveyed since November 2023
Number of completed questionnaires returned	172 2,909

n=number of valid responses to question (HMP Onley 2025)

15.2	Are there opportunities to motivate people in this prison?	<i>n=155</i>	12%	24%
	<i>For those who know that there are opportunities and rewards are:</i>			
15.3	Do the opportunities and rewards in this prison motivate you to behave well?	<i>n=18</i>	83%	80%
15.4	Do you think the culture within this prison encourages prisoners to behave well?	<i>n=152</i>	11%	21%
15.5	Have you been restrained by staff in this prison in the last 6 months?	<i>n=151</i>	28%	25%
	<i>For those who have been restrained in the last 6 months:</i>			
	Did anyone come and talk to you about it afterwards?	<i>n=43</i>	19%	22%
15.6	Have you spent one or more nights in the segregation unit in this prison in the last 6 months?	<i>n=150</i>	29%	18%
	<i>For those who have spent one or more nights in the segregation unit in this prison in the last 6 months:</i>			
	Were you treated well by segregation staff?	<i>n=43</i>	44%	51%
	Could you shower every day?	<i>n=39</i>	54%	66%
	Could you go outside for exercise every day?	<i>n=40</i>	58%	67%
	Could you use the phone every day (if you had credit)?	<i>n=40</i>	40%	65%
EDUCATION, SKILLS AND WORK				
16.1	Have you needed support with reading needs in this prison?	<i>n=153</i>	44%	45%
	<i>For those who have needed support:</i>			
	Have you been supported (this could include education or wing staff, peer support or anyone else in this prison)?	<i>n=68</i>	59%	57%
16.2	Do you have any learning difficulties (dyslexia or any other conditions that impact on your learning?)	<i>n=154</i>	31%	34%
	<i>For those who have learning difficulties:</i>			
16.3	Have you received help and support from education staff for your learning difficulties?	<i>n=46</i>	59%	41%
16.4	In this prison, have you done the following activities?			
	Education	<i>n=143</i>	68%	69%
	Vocational or skills training	<i>n=141</i>	64%	60%
	Prison job	<i>n=143</i>	78%	76%

Shading is used to indicate statistical significance*, as follows:

	Green shading shows results that are significantly more positive than the comparator
	Blue shading shows results that are significantly more negative than the comparator
	Orange shading shows significant differences in demographics and background information
	No shading means that differences are not significant and may have occurred by chance
	Grey shading indicates that we have no valid data for this question

* less than 1% probability that the difference is due to chance

HMP Onley 2025	Category C training prisons surveyed since November 2023
Number of completed questionnaires returned	172 2,909

n=number of valid responses to question (HMP Onley 2025)

	Work outside of the prison	<i>n</i> =138	46%	38%
	<i>For those who have done the following activities while in this prison, do you think they will help you on release?</i>			
	Education	<i>n</i> =97	58%	64%
	Vocational or skills training	<i>n</i> =90	56%	67%
	Prison job	<i>n</i> =111	42%	51%
	Work outside of the prison	<i>n</i> =63	54%	57%
16.5	Has the prison allocated you to the education, training or work that will benefit you when you are released?	<i>n</i> =130	39%	40%
16.6	Do wing staff encourage you to attend education, training or work?	<i>n</i> =136	51%	49%
SENTENCE PLAN				
17.1	Do you have a sentence plan?	<i>n</i> =147	65%	60%
	<i>For those who have a sentence plan:</i>			
17.2	Do you know what your objectives or targets are?	<i>n</i> =94	94%	89%
	<i>For those who know what their objectives or targets are:</i>			
	Do you understand what you need to do to achieve your objectives or targets?	<i>n</i> =87	87%	88%
	Are any staff here supporting you to achieve the objectives or targets?	<i>n</i> =87	44%	48%
	Have you been involved in setting the objectives or targets?	<i>n</i> =87	53%	53%
RETURNING TO THE COMMUNITY				
18.1	Do you expect to be released in the next 3 months?	<i>n</i> =152	33%	23%
	<i>For those who expect to be released in the next 3 months:</i>			
18.2	Is this prison very/quite near to your home area or the address you will be released to?	<i>n</i> =47	17%	40%
18.3	Is anybody helping you to get ready for your release (e.g. Prison or Community Offender Manager)?	<i>n</i> =48	50%	58%
18.4	Do you need help to sort out the following for when you are released?			
	Finding accommodation	<i>n</i> =46	67%	68%

Shading is used to indicate statistical significance*, as follows:

	Green shading shows results that are significantly more positive than the comparator
	Blue shading shows results that are significantly more negative than the comparator
	Orange shading shows significant differences in demographics and background information
	No shading means that differences are not significant and may have occurred by chance
	Grey shading indicates that we have no valid data for this question

* less than 1% probability that the difference is due to chance

HMP Onley 2025	Category C training prisons surveyed since November 2023
172	2,909

Number of completed questionnaires returned

n=number of valid responses to question (HMP Onley 2025)

	Getting employment	<i>n=45</i>	71%	59%
	Sorting out benefits	<i>n=44</i>	75%	78%
	Finances and debt	<i>n=44</i>	61%	52%
	Opening a bank account	<i>n=43</i>	60%	55%
	Getting photo ID?	<i>n=44</i>	59%	61%
18.4	Are you getting help to sort out the following for when you are released, if you need it?			
	Finding accommodation	<i>n=31</i>	26%	41%
	Getting employment	<i>n=32</i>	25%	37%
	Sorting out benefits	<i>n=33</i>	18%	43%
	Finances and debt	<i>n=27</i>	19%	32%
	Opening a bank account	<i>n=26</i>	46%	54%
	Getting photo ID	<i>n=26</i>	35%	41%
FINAL QUESTIONS ABOUT THIS PRISON				
20.1	Do you think your experiences in this prison have made you less likely to offend in the future?	<i>n=154</i>	45%	51%

HMP Onley 2025


Survey responses compared with those from the previous survey

In this table summary statistics from HMP Onley 2025 are compared with the following HMIP survey data:

- Summary statistics from HMP Onley in 2022.

Please note that we do not have comparable data for the new questions introduced in November 2023.

Shading is used to indicate statistical significance*, as follows:



Green shading shows results that are significantly more positive than the comparator

Blue shading shows results that are significantly more negative than the comparator

Orange shading shows significant differences in demographics and background information

No shading means that differences are not significant and may have occurred by chance

Grey shading indicates that we have no valid data for this question

* less than 1% probability that the difference is due to chance

HMP Onley 2025	HMP Onley 2022
172	154

Number of completed questionnaires returned

n=number of valid responses to question (HMP Onley 2025)

DEMOGRAPHICS AND OTHER BACKGROUND INFORMATION				
1.2	Are you under 21 years of age?	<i>n=170</i>	0%	0%
	Are you under 25 years of age?	<i>n=170</i>	6%	
	Are you 50 years of age or older?	<i>n=170</i>	20%	11%
	Are you 70 years of age or older?	<i>n=170</i>	2%	1%
1.3	Are you from an ethnic group other than white?	<i>n=168</i>	48%	59%
	Are you from a white Gypsy or Irish Traveller or Roma ethnic group?	<i>n=168</i>	4%	3%
1.4	Have you been in this prison for less than 6 months?	<i>n=168</i>	33%	32%
1.5	Are you currently serving a sentence?	<i>n=170</i>	99%	100%
	Are you on recall?	<i>n=170</i>	24%	14%
1.6	Is your sentence less than 12 months?	<i>n=165</i>	10%	3%
	Are you here under an indeterminate sentence for public protection (IPP prisoner)?	<i>n=165</i>	8%	6%
7.3	Are you Muslim?	<i>n=167</i>	21%	30%
12.1	Do you consider yourself to have a disability (long-term physical, mental or learning needs that affect your day-to-day life)?	<i>n=160</i>	42%	37%
12.3	Do you have any mental health problems?	<i>n=159</i>	54%	49%
19.1	Do you have children under the age of 18?	<i>n=154</i>	55%	59%

Shading is used to indicate statistical significance*, as follows:

	Green shading shows results that are significantly more positive than the comparator
	Blue shading shows results that are significantly more negative than the comparator
	Orange shading shows significant differences in demographics and background information
	No shading means that differences are not significant and may have occurred by chance
	Grey shading indicates that we have no valid data for this question

* less than 1% probability that the difference is due to chance

	HMP Onley 2025	HMP Onley 2022
Number of completed questionnaires returned	172	154

n=number of valid responses to question (HMP Onley 2025)

19.2	Are you a foreign national?	<i>n=151</i>	5%	6%
19.3	Have you ever been in local authority care (e.g. lived with foster parents or in a children's home, or had a social worker, while you were under 18 years old)?	<i>n=153</i>	25%	25%
19.4	Have you ever been in the armed services (e.g. army, navy, air force)?	<i>n=155</i>	3%	2%
19.5	Is your gender female, non-binary or other?	<i>n=153</i>	1%	1%
19.6	Do you identify as transgender or trans?	<i>n=151</i>	3%	1%
19.7	Are you homosexual, bisexual or other sexual orientation?	<i>n=156</i>	2%	1%
ARRIVAL AND RECEPTION				
2.1	When you arrived at this prison, did you spend less than 2 hours in reception?	<i>n=170</i>	50%	56%
2.2	Were you searched in reception?	<i>n=170</i>	95%	
	<i>For those who were searched:</i>			
	Was this done in a respectful way?	<i>n=161</i>	77%	
2.3	Overall, were you treated very/quite well in reception?	<i>n=170</i>	74%	85%
2.4	When you first arrived, did you have problems with?			
	Feeling depressed	<i>n=157</i>	45%	
	Feeling suicidal	<i>n=118</i>	14%	
	Needing protection from other prisoners	<i>n=117</i>	18%	
	<i>For those who had the following problems, did staff help you with?</i>			
	Feeling depressed	<i>n=70</i>	20%	
	Feeling suicidal	<i>n=16</i>	13%	
	Needing protection from other prisoners	<i>n=21</i>	14%	
	<i>For those who had any problems when they first arrived:</i>			
2.5	Were you able to talk to a member of staff in private?	<i>n=112</i>	39%	
2.6	Did you see someone from health care in reception?	<i>n=168</i>	83%	

Shading is used to indicate statistical significance*, as follows:

	Green shading shows results that are significantly more positive than the comparator
	Blue shading shows results that are significantly more negative than the comparator
	Orange shading shows significant differences in demographics and background information
	No shading means that differences are not significant and may have occurred by chance
	Grey shading indicates that we have no valid data for this question

* less than 1% probability that the difference is due to chance

HMP Onley 2025	HMP Onley 2022
172	154

Number of completed questionnaires returned

n=number of valid responses to question (HMP Onley 2025)

FIRST NIGHT AND INDUCTION				
3.1	Before you were locked up on your first night here, were you offered?			
	Nicotine replacement (including vapes)	<i>n=159</i>	73%	
	Toiletries	<i>n=160</i>	58%	
	A shower	<i>n=155</i>	25%	
	A free phone call	<i>n=158</i>	26%	
	Something to eat	<i>n=154</i>	78%	
	The chance to talk to a Listener or Samaritans	<i>n=153</i>	23%	
	Support from another prisoner (e.g. Insider or prisoner rep)	<i>n=153</i>	26%	
3.2	On your first night in this prison, was your cell very/quite clean?	<i>n=169</i>	35%	55%
3.3	Did you feel safe on your first night here?	<i>n=168</i>	66%	78%
3.4	Did you have numbers put on your PIN phone within 24 hours?	<i>n=165</i>	31%	33%
3.5	In your first few days here, did you get?			
	Items from the prison shop/canteen	<i>n=162</i>	43%	
	Access to clean clothing that fitted you	<i>n=161</i>	39%	
	PIN phone credit	<i>n=157</i>	59%	
	Your personal property	<i>n=157</i>	71%	
3.6	Have you had an induction at this prison?	<i>n=163</i>	87%	85%
	For those who have had an induction:			
	Did your induction cover everything you needed to know about this prison?	<i>n=142</i>	49%	44%
ON THE WING				
4.1	Are you in a cell on your own?	<i>n=169</i>	75%	75%

Shading is used to indicate statistical significance*, as follows:

	Green shading shows results that are significantly more positive than the comparator
	Blue shading shows results that are significantly more negative than the comparator
	Orange shading shows significant differences in demographics and background information
	No shading means that differences are not significant and may have occurred by chance
	Grey shading indicates that we have no valid data for this question

* less than 1% probability that the difference is due to chance

HMP Onley 2025	HMP Onley 2022
172	154

Number of completed questionnaires returned

n=number of valid responses to question (HMP Onley 2025)

4.2	Is your cell call bell normally answered within 5 minutes?	<i>n=160</i>	35%	48%
4.3	On the wing or houseblock you are currently living on:			
	Do you normally have enough clean clothing that fits you?	<i>n=165</i>	45%	
	Can you have a shower every day if you want one?	<i>n=167</i>	89%	97%
	Can you get clean bedding every week if you want it?	<i>n=167</i>	36%	60%
	Can you get cell cleaning materials every week if you want them?	<i>n=163</i>	61%	73%
	Can you get your stored property promptly, if you need it?	<i>n=161</i>	13%	14%
4.4	Is it normally quiet enough on the wing or houseblock for you to relax:			
	During the day?	<i>n=159</i>	56%	
	At night?	<i>n=160</i>	77%	
4.5	Normally, are these communal areas of your wing or houseblock very/quite clean?			
	Landings and stairs	<i>n=167</i>	61%	
	Association areas	<i>n=162</i>	62%	
	Servery	<i>n=162</i>	67%	
	Showers	<i>n=161</i>	55%	
	Exercise yard	<i>n=162</i>	65%	
4.6	Have you been on an ACCT in this prison?	<i>n=159</i>	27%	10%
	For those who have been on an ACCT:			
	Did you feel cared for by staff?	<i>n=43</i>	37%	53%
4.7	Is it very/quite easy for you to speak to a Listener if you need to?	<i>n=164</i>	30%	41%
FOOD AND CANTEEN				
5.1	Is the quality of the food in this prison very/quite good?	<i>n=166</i>	16%	20%

Shading is used to indicate statistical significance*, as follows:

	Green shading shows results that are significantly more positive than the comparator
	Blue shading shows results that are significantly more negative than the comparator
	Orange shading shows significant differences in demographics and background information
	No shading means that differences are not significant and may have occurred by chance
	Grey shading indicates that we have no valid data for this question

* less than 1% probability that the difference is due to chance

	HMP Onley 2025	HMP Onley 2022
Number of completed questionnaires returned	172	154

n=number of valid responses to question (HMP Onley 2025)

5.2	Do you get enough to eat at mealtimes always/most of the time?	<i>n=165</i>	18%	22%
5.3	Does the shop/canteen sell the things that you need?	<i>n=162</i>	50%	39%
5.4	Can you use catalogues/other providers to buy the things you need?	<i>n=162</i>	52%	
RELATIONSHIPS WITH STAFF				
6.1	Do most staff here treat you with respect?	<i>n=162</i>	72%	75%
6.2	Are there any staff here you could turn to if you had a problem?	<i>n=161</i>	70%	71%
6.3	In the last week, has any member of staff talked to you about how you are getting on?	<i>n=166</i>	36%	26%
6.4	Do you have a named officer (key worker)?	<i>n=165</i>	90%	79%
	<i>For those who have a named officer (key worker):</i>			
	Is your named officer (key worker) very/quite helpful?	<i>n=149</i>	58%	65%
6.5	Are prisoners here consulted about things like food, canteen or wing issues?	<i>n=164</i>	43%	44%
	If so, do things sometimes change?	<i>n=71</i>	35%	30%
6.6	If you want to, can you talk to managers, governors or directors in this prison?	<i>n=163</i>	21%	16%
6.7	Have you shared a problem with a manager, governor or director?	<i>n=165</i>	62%	63%
	<i>For those who have shared a problem with a manager, governor or director:</i>			
	Did they try to help you?	<i>n=103</i>	24%	24%
FAITH				
7.1	Have you spoken to the Chaplaincy team in this prison?	<i>n=164</i>	73%	
7.2	Are you able to speak to the Chaplaincy team in private, if you want to?	<i>n=167</i>	63%	
7.3	Do you have a religion?	<i>n=167</i>	83%	83%
	<i>For those who have a religion:</i>			
7.4	Are you able to attend religious services, if you want to?	<i>n=137</i>	78%	82%
7.5	Are your religious beliefs respected here?	<i>n=136</i>	64%	59%

Shading is used to indicate statistical significance*, as follows:

	Green shading shows results that are significantly more positive than the comparator
	Blue shading shows results that are significantly more negative than the comparator
	Orange shading shows significant differences in demographics and background information
	No shading means that differences are not significant and may have occurred by chance
	Grey shading indicates that we have no valid data for this question

* less than 1% probability that the difference is due to chance

Number of completed questionnaires returned

HMP Onley 2025

HMP Onley 2022

172

154

n=number of valid responses to question (HMP Onley 2025)

CONTACT WITH FAMILY AND FRIENDS				
8.1	Have you been able to see your family and friends more than once in the last month:			
	In person (prison visit)?	<i>n=131</i>	24%	
	Using video calling?	<i>n=93</i>	23%	
8.2	Do visits usually start and finish on time?	<i>n=131</i>	24%	
8.3	Are your visitors usually treated respectfully by staff all/most of the time?	<i>n=90</i>	64%	
8.4	Is it very/quite easy for your family and friends to get here?	<i>n=136</i>	16%	
8.5	Have staff here encouraged you to keep in touch with your family and friends?	<i>n=162</i>	25%	22%
8.6	Have you had any problems with sending or receiving?			
	Emails	<i>n=142</i>	46%	44%
	Letters	<i>n=149</i>	52%	55%
	Parcels	<i>n=138</i>	52%	57%
8.7	Are you able to use a phone every day (if you have credit)?	<i>n=164</i>	91%	98%
TIME OUT OF CELL				
9.1	Do you know what the unlock and lock-up times are supposed to be here?			
		<i>n=165</i>	89%	91%
	For those who know what the unlock and lock-up times are supposed to be:			
	Are these times usually kept to?	<i>n=147</i>	55%	59%
9.2	Do you usually spend less than 2 hours out of your cell each day on Monday - Fridays?	<i>n=163</i>	31%	34%
	Do you usually spend 10 hours or more out of your cell each day on Monday - Fridays?	<i>n=163</i>	1%	2%
	Do you usually spend less than 2 hours out of your cell each day on Saturday - Sundays?	<i>n=150</i>	11%	19%
	Do you usually spend 10 hours or more out of your cell each day on Saturday - Sundays?	<i>n=150</i>	1%	0%
9.3	How many times in a normal week can you complete domestic tasks?			

Shading is used to indicate statistical significance*, as follows:

	Green shading shows results that are significantly more positive than the comparator
	Blue shading shows results that are significantly more negative than the comparator
	Orange shading shows significant differences in demographics and background information
	No shading means that differences are not significant and may have occurred by chance
	Grey shading indicates that we have no valid data for this question

* less than 1% probability that the difference is due to chance

	HMP Onley 2025	HMP Onley 2022
Number of completed questionnaires returned	172	154

n=number of valid responses to question (HMP Onley 2025)

	Once or more	<i>n=151</i>	89%	
	Three times or more	<i>n=151</i>	50%	
	More than five times	<i>n=151</i>	32%	
	How many times in a normal week can you get association?			
	Once or more	<i>n=154</i>	96%	
	Three times or more	<i>n=154</i>	83%	
	More than five times	<i>n=154</i>	60%	
	How many times in a normal week can you get exercise outside?			
	Once or more	<i>n=158</i>	94%	
	Three times or more	<i>n=158</i>	75%	
	More than five times	<i>n=158</i>	57%	
	How many times in a normal week can you go to the gym or play sports?			
	Once or more	<i>n=153</i>	74%	
	Three times or more	<i>n=153</i>	20%	
	More than five times	<i>n=153</i>	3%	
9.4	At the weekend, are you able to?			
	Complete domestic tasks	<i>n=154</i>	84%	
	Get association	<i>n=157</i>	96%	
	Exercise outside	<i>n=161</i>	91%	
	Go to the gym or play sports	<i>n=151</i>	54%	
9.5	Are you able to visit the library once a week or more?	<i>n=160</i>	68%	56%
	Are you able to borrow library items kept on the wing once a week or more?	<i>n=150</i>	44%	

Shading is used to indicate statistical significance*, as follows:

	Green shading shows results that are significantly more positive than the comparator
	Blue shading shows results that are significantly more negative than the comparator
	Orange shading shows significant differences in demographics and background information
	No shading means that differences are not significant and may have occurred by chance
	Grey shading indicates that we have no valid data for this question

* less than 1% probability that the difference is due to chance

	HMP Onley 2025	HMP Onley 2022
Number of completed questionnaires returned	172	154

n=number of valid responses to question (HMP Onley 2025)

	Are you able to get things from the library delivered to the wing once a week or more?	<i>n=150</i>	32%	48%
9.6	Does the library have a wide enough range of materials to meet your needs?	<i>n=136</i>	55%	45%
APPLICATIONS, COMPLAINTS AND LEGAL RIGHTS				
10.1	Is it easy for you to make an application?	<i>n=165</i>	72%	75%
	<i>For those who have made an application are they usually dealt with:</i>			
10.2	Fairly?	<i>n=139</i>	35%	55%
	Within 7 days?	<i>n=139</i>	28%	33%
10.3	Is it easy for you to make a complaint?	<i>n=162</i>	60%	64%
	<i>For those who have made a complaint are they usually dealt with:</i>			
10.4	Fairly?	<i>n=109</i>	20%	31%
	Within 7 days?	<i>n=109</i>	23%	21%
10.5	Have you ever been prevented from making a complaint here when you wanted to?	<i>n=127</i>	35%	27%
10.6	Do you know how to contact the following organisations?			
	Independent Prisoner Complaint Investigations	<i>n=157</i>	48%	
	Independent Monitoring Board (IMB)	<i>n=151</i>	69%	
	<i>For those who need it, is it easy to?</i>			
10.7	Communicate with your solicitor or legal representative	<i>n=141</i>	39%	40%
	Attend legal visits	<i>n=127</i>	33%	30%
10.8	Have staff here ever opened letters from your solicitor or legal representative when you were not present?	<i>n=156</i>	63%	
	<i>For those who have had legal letters opened when they were not present:</i>			
	Were you told why?	<i>n=98</i>	32%	
HEALTH CARE				
11.1	Since arriving in this prison have you experienced any delays getting these things?			

Shading is used to indicate statistical significance*, as follows:

	Green shading shows results that are significantly more positive than the comparator
	Blue shading shows results that are significantly more negative than the comparator
	Orange shading shows significant differences in demographics and background information
	No shading means that differences are not significant and may have occurred by chance
	Grey shading indicates that we have no valid data for this question

* less than 1% probability that the difference is due to chance

	HMP Onley 2025	HMP Onley 2022
Number of completed questionnaires returned	172	154

n=number of valid responses to question (HMP Onley 2025)

	Your medication	<i>n=127</i>	76%	
	Your outside medical appointments	<i>n=96</i>	57%	
	Your agreed social care package	<i>n=84</i>	54%	
11.2	Is it very/quite easy to see?			
	Doctor	<i>n=160</i>	21%	28%
	Nurse	<i>n=159</i>	41%	49%
	Dentist	<i>n=161</i>	18%	10%
	Pharmacist	<i>n=160</i>	30%	39%
	Mental health worker	<i>n=160</i>	27%	23%
	Substance misuse worker	<i>n=160</i>	29%	33%
11.3	Do you think the quality of the health service is very/quite good from?			
	Doctor	<i>n=157</i>	34%	41%
	Nurse	<i>n=159</i>	45%	55%
	Dentist	<i>n=155</i>	29%	28%
	Pharmacist	<i>n=154</i>	32%	39%
	Mental health worker	<i>n=158</i>	23%	26%
	Substance misuse worker	<i>n=155</i>	26%	32%
11.4	Do you think the overall quality of the health services here is very/quite good?	<i>n=160</i>	28%	39%
	<i>For those who are due to be released in the next month:</i>			
11.5	Are you confident there are adequate plans to continue your health care?	<i>n=45</i>	33%	
11.6	Are you able to lead a healthy lifestyle here (in relation to your physical, mental, dietary needs, emotional and social well-being) always/most of the time?	<i>n=160</i>	32%	
OTHER SUPPORT NEEDS				

Shading is used to indicate statistical significance*, as follows:

	Green shading shows results that are significantly more positive than the comparator
	Blue shading shows results that are significantly more negative than the comparator
	Orange shading shows significant differences in demographics and background information
	No shading means that differences are not significant and may have occurred by chance
	Grey shading indicates that we have no valid data for this question

* less than 1% probability that the difference is due to chance

HMP Onley 2025	HMP Onley 2022
172	154

Number of completed questionnaires returned

n=number of valid responses to question (HMP Onley 2025)

12.1	Do you consider yourself to have a disability (long-term physical, mental or learning needs that affect your day-to-day life)?	<i>n=160</i>	42%	37%
	<i>For those who have a disability:</i>			
12.2	Are you getting the support you need in this prison?	<i>n=57</i>	30%	20%
12.3	Do you have any mental health problems?	<i>n=159</i>	54%	49%
	<i>For those who have any mental health problems:</i>			
12.4	Have you been helped with your mental health problems in this prison?	<i>n=83</i>	27%	
12.5	Has your mental health got better since arriving at this prison?	<i>n=149</i>	9%	8%
ALCOHOL AND DRUGS				
13.1	Do you have a drug or alcohol problem?	<i>n=158</i>	25%	
	<i>For those who have a drug or alcohol problem:</i>			
13.2	Have you told staff about your drug or alcohol problem?	<i>n=38</i>	82%	
	<i>For those who have told staff:</i>			
	Have you received help to manage it?	<i>n=31</i>	52%	
13.3	Have you developed a drug or alcohol problem in this prison (including medication not prescribed to you)?	<i>n=156</i>	16%	
	<i>For those who have developed a drug or alcohol problem in this prison:</i>			
	Have you received help to manage your drug or alcohol problem (including medication not prescribed to you)?	<i>n=25</i>	36%	
	<i>For those who have a drug or alcohol problem and are due to be released in the next month:</i>			
13.4	Do you know who to contact for support for your drug or alcohol problem when you leave this prison?	<i>n=9</i>	56%	
13.5	In this prison, is it easy/very easy to get?			
	Illicit drugs	<i>n=152</i>	57%	28%
	Alcohol	<i>n=149</i>	48%	23%
	Medication not prescribed to you	<i>n=151</i>	51%	
SAFETY				
14.1	Have you ever felt unsafe here?	<i>n=162</i>	60%	38%

Shading is used to indicate statistical significance*, as follows:

	Green shading shows results that are significantly more positive than the comparator
	Blue shading shows results that are significantly more negative than the comparator
	Orange shading shows significant differences in demographics and background information
	No shading means that differences are not significant and may have occurred by chance
	Grey shading indicates that we have no valid data for this question

* less than 1% probability that the difference is due to chance

	HMP Onley 2025	HMP Onley 2022
Number of completed questionnaires returned	172	154

n=number of valid responses to question (HMP Onley 2025)

14.2	Do you feel unsafe now?	<i>n=159</i>	31%	21%
14.3	Would you report it if you were being bullied/victimised in this prison by:			
	Other prisoners?	<i>n=147</i>	33%	
	Staff?	<i>n=141</i>	45%	
14.4	Have you been bullied/victimised in this prison by other prisoners?	<i>n=153</i>	39%	
14.5	Have you experienced the following bullying/victimisation by other prisoners:			
	Verbal abuse?	<i>n=153</i>	25%	
	Threats or intimidation?	<i>n=153</i>	26%	
	Physical assault?	<i>n=153</i>	18%	
	Sexual assault?	<i>n=153</i>	1%	
	Theft of canteen or property?	<i>n=153</i>	22%	
	Other bullying/victimisation?	<i>n=153</i>	17%	
14.4	Have you been bullied/victimised in this prison by staff?	<i>n=151</i>	46%	
14.5	Have you experienced the following bullying/victimisation by staff:			
	Verbal abuse?	<i>n=151</i>	26%	
	Threats or intimidation?	<i>n=151</i>	25%	
	Physical assault?	<i>n=151</i>	15%	
	Sexual assault?	<i>n=151</i>	5%	
	Theft of canteen or property?	<i>n=151</i>	17%	
	Other bullying/victimisation?	<i>n=151</i>	25%	
BEHAVIOUR MANAGEMENT				
15.1	Does this prison:			

Shading is used to indicate statistical significance*, as follows:

	Green shading shows results that are significantly more positive than the comparator
	Blue shading shows results that are significantly more negative than the comparator
	Orange shading shows significant differences in demographics and background information
	No shading means that differences are not significant and may have occurred by chance
	Grey shading indicates that we have no valid data for this question

* less than 1% probability that the difference is due to chance

HMP Onley 2025	HMP Onley 2022
172	154

Number of completed questionnaires returned

n=number of valid responses to question (HMP Onley 2025)

	Reward good behaviour fairly?	<i>n=153</i>	12%	
	Deal with bad behaviour fairly?	<i>n=153</i>	19%	
15.2	Are there opportunities and rewards to motivate people in this prison?	<i>n=155</i>	12%	
	<i>For those who know that there are opportunities and rewards are:</i>			
15.3	Do the opportunities and rewards in this prison motivate you to behave well?	<i>n=18</i>	83%	
15.4	Do you think the culture in this prison encourages prisoners to behave well?	<i>n=152</i>	11%	
15.5	Have you been restrained by staff in this prison in the last 6 months?	<i>n=151</i>	28%	6%
	<i>For those who have been restrained in the last 6 months:</i>			
	Did anyone come and talk to you about it afterwards?	<i>n=43</i>	19%	50%
15.6	Have you spent one or more nights in the segregation unit in this prison in the last 6 months?	<i>n=150</i>	29%	
	<i>For those who have spent one or more nights in the segregation unit in this prison in the last 6 months:</i>			
	Were you treated well by segregation staff?	<i>n=43</i>	44%	33%
	Could you shower every day?	<i>n=39</i>	54%	55%
	Could you go outside for exercise every day?	<i>n=40</i>	58%	55%
	Could you use the phone every day (if you had credit)?	<i>n=40</i>	40%	64%
EDUCATION, SKILLS AND WORK				
16.1	Have you needed support with reading needs in this prison?	<i>n=153</i>	44%	
	<i>For those who have needed support:</i>			
	Have you been supported (this could include education or wing staff, peer support or anyone else)?	<i>n=68</i>	59%	
16.2	Do you have any learning difficulties (dyslexia or any other conditions that affect on your learning)?	<i>n=154</i>	31%	
	<i>For those who have learning difficulties:</i>			
16.3	Have you received help and support from education staff for your learning difficulties?	<i>n=46</i>	59%	
16.4	In this prison, have you done the following activities?			

Shading is used to indicate statistical significance*, as follows:

	Green shading shows results that are significantly more positive than the comparator
	Blue shading shows results that are significantly more negative than the comparator
	Orange shading shows significant differences in demographics and background information
	No shading means that differences are not significant and may have occurred by chance
	Grey shading indicates that we have no valid data for this question

* less than 1% probability that the difference is due to chance

HMP Onley 2025	HMP Onley 2022
172	154

Number of completed questionnaires returned

n=number of valid responses to question (HMP Onley 2025)

	Education	<i>n=143</i>	68%	72%
	Vocational or skills training	<i>n=141</i>	64%	67%
	Prison job	<i>n=143</i>	78%	76%
	Work outside of the prison	<i>n=138</i>	46%	
	<i>For those who have done the following activities while in this prison, do you think they will help you when you are released?</i>			
	Education	<i>n=97</i>	58%	63%
	Vocational or skills training	<i>n=90</i>	56%	67%
	Prison job	<i>n=111</i>	42%	36%
	Work outside of the prison	<i>n=63</i>	54%	
16.5	Has the prison allocated you to the education, training or work that will help you when you are released?	<i>n=130</i>	39%	
16.6	Do wing staff encourage you to go to education, training or work?	<i>n=136</i>	51%	41%
SENTENCE PLAN				
17.1	Do you have a sentence plan?	<i>n=147</i>	65%	
	<i>For those who have a sentence plan:</i>			
17.2	Do you know what your objectives or targets are?	<i>n=94</i>	94%	
	<i>For those who know what their objectives or targets are:</i>			
	Do you understand what you need to do to achieve your objectives or targets?	<i>n=87</i>	87%	
	Are any staff here supporting you to achieve the objectives or targets?	<i>n=87</i>	44%	
	Have you been involved in setting the objectives or targets?	<i>n=87</i>	53%	
RETURNING TO THE COMMUNITY				
18.1	Do you expect to be released in the next 3 months?	<i>n=152</i>	33%	13%
	<i>For those who expect to be released in the next 3 months:</i>			
18.2	Is this prison very/quite near to your home area or the address you will be released to?	<i>n=47</i>	17%	11%

Shading is used to indicate statistical significance*, as follows:

	Green shading shows results that are significantly more positive than the comparator
	Blue shading shows results that are significantly more negative than the comparator
	Orange shading shows significant differences in demographics and background information
	No shading means that differences are not significant and may have occurred by chance
	Grey shading indicates that we have no valid data for this question

* less than 1% probability that the difference is due to chance

HMP Onley 2025	HMP Onley 2022
172	154

Number of completed questionnaires returned

n=number of valid responses to question (HMP Onley 2025)

18.3	Is anybody helping you to get ready for your release (people like Prison or Community Offender Managers)?	<i>n=48</i>	50%	67%
18.4	Do you need help to sort out the following for when you are released?			
	Finding accommodation	<i>n=46</i>	67%	67%
	Getting employment	<i>n=45</i>	71%	67%
	Sorting out benefits	<i>n=44</i>	75%	67%
	Finances and debt	<i>n=44</i>	61%	58%
	Opening a bank account	<i>n=43</i>	60%	
	Getting photo ID	<i>n=44</i>	59%	
18.4	Are you getting help to sort out the following for when you are released, if you need it?			
	Finding accommodation	<i>n=31</i>	26%	50%
	Getting employment	<i>n=32</i>	25%	58%
	Sorting out benefits	<i>n=33</i>	18%	33%
	Finances and debt	<i>n=27</i>	19%	36%
	Opening a bank account	<i>n=26</i>	46%	
	Getting photo ID	<i>n=26</i>	35%	
FINAL QUESTIONS ABOUT THIS PRISON				
20.1	Do you think your experiences in this prison have made you less likely to offend in the future?	<i>n=154</i>	45%	53%

HMP Onley 2025

Comparison of survey responses from different residential locations

In this table responses from the original spurred accommodation (A, B, C, D and E wings) are compared with those from the rest of the establishment.

Shading is used to indicate statistical significance*, as follows:

	Green shading shows results that are significantly more positive than the comparator
	Blue shading shows results that are significantly more negative than the comparator
	Orange shading shows significant differences in demographics and background information
	No shading means that differences are not significant and may have occurred by chance
	Grey shading indicates that we have no valid data for this question

* less than 1% probability that the difference is due to chance

Original spurred accommodation (A-E wings)	Rest of the establishment
66	105

DEMOGRAPHICS AND OTHER BACKGROUND INFORMATION			
1.2	Are you under 21 years of age?	0%	0%
	Are you under 25 years of age?	8%	5%
	Are you 50 years of age or older?	15%	23%
	Are you 70 years of age or older?	3%	1%
1.3	Are you from an ethnic group other than white?	53%	45%
	Are you from a white Gypsy or Irish Traveller or Roma ethnic group?	2%	5%
1.4	Have you been in this prison for less than 6 months?	29%	36%
1.5	Are you currently serving a sentence?	100%	99%
	Are you on recall?	29%	19%
1.6	Is your sentence less than 12 months?	3%	13%
	Are you here under an indeterminate sentence for public protection (IPP prisoner)?	16%	3%
7.3	Are you Muslim?	26%	18%
12.1	Do you consider yourself to have a disability (long-term physical, mental or learning needs that affect your day-to-day life)?	41%	42%

Shading is used to indicate statistical significance*, as follows:

	Green shading shows results that are significantly more positive than the comparator
	Blue shading shows results that are significantly more negative than the comparator
	Orange shading shows significant differences in demographics and background information
	No shading means that differences are not significant and may have occurred by chance
	Grey shading indicates that we have no valid data for this question

* less than 1% probability that the difference is due to chance

Original spurred accommodation (A-E wings)	Rest of the establishment
66	105

12.3	Do you have any mental health problems?	60%	50%
19.1	Do you have children under the age of 18?	56%	53%
19.2	Are you a foreign national?	2%	6%
19.3	Have you ever been in local authority care (e.g. lived with foster parents or in a children's home, or had a social worker, while you were under 18 years old)?	32%	20%
19.4	Have you ever been in the armed services (e.g. army, navy, air force)?	3%	3%
19.5	Is your gender female, non-binary or other?	4%	0%
19.6	Do you identify as transgender or trans?	7%	0%
19.7	Are you homosexual, bisexual or other sexual orientation?	3%	1%
ARRIVAL AND RECEPTION			
2.1	When you arrived at this prison, did you spend less than 2 hours in reception?	48%	51%
2.2	Were you searched in reception?	97%	93%
	<i>For those who were searched:</i>		
	Was this done in a respectful way?	76%	78%
2.3	Overall, were you treated very/quite well in reception?	71%	76%
2.4	When you first arrived, did you have problems with?		
	Feeling depressed	39%	47%
	Feeling suicidal	8%	17%
	Needing protection from other prisoners	8%	24%
	<i>For those who had the following problems, did staff help you with?</i>		

Shading is used to indicate statistical significance*, as follows:

	Green shading shows results that are significantly more positive than the comparator
	Blue shading shows results that are significantly more negative than the comparator
	Orange shading shows significant differences in demographics and background information
	No shading means that differences are not significant and may have occurred by chance
	Grey shading indicates that we have no valid data for this question

* less than 1% probability that the difference is due to chance

Original spurred accommodation (A-E wings)	Rest of the establishment
66	105

	Feeling depressed	17%	22%
	Feeling suicidal	0%	18%
	Needing protection from other prisoners	0%	19%
	<i>For those who had any problems when they first arrived:</i>		
2.5	Were you able to talk to a member of staff in private?	36%	41%
2.6	Did you see someone from health care in reception?	83%	83%
FIRST NIGHT AND INDUCTION			
3.1	Before you were locked up on your first night here, were you offered?		
	Nicotine replacement (including vapes)	70%	76%
	Toiletries	51%	62%
	A shower	20%	28%
	A free phone call	23%	28%
	Something to eat	81%	77%
	The chance to talk to a Listener or Samaritans	20%	25%
	Support from another prisoner (e.g. Insider or prisoner rep)	28%	25%
3.2	On your first night in this prison, was your cell very/quite clean?	25%	42%
3.3	Did you feel safe on your first night here?	72%	63%
3.4	Did you have numbers put on your PIN phone within 24 hours?	29%	32%
3.5	In your first few days here, did you get?		

Shading is used to indicate statistical significance*, as follows:

	Green shading shows results that are significantly more positive than the comparator
	Blue shading shows results that are significantly more negative than the comparator
	Orange shading shows significant differences in demographics and background information
	No shading means that differences are not significant and may have occurred by chance
	Grey shading indicates that we have no valid data for this question

** less than 1% probability that the difference is due to chance*

Original spurred accommodation (A-E wings)	Rest of the establishment
66	105

	Items from the prison shop/canteen	39%	45%
	Access to clean clothing that fitted you	40%	39%
	PIN phone credit	52%	65%
	Your personal property	70%	73%
3.6	Have you had an induction at this prison?	89%	86%
	<i>For those who have had an induction:</i>		
	Did your induction cover everything you needed to know about this prison?	54%	47%
ON THE WING			
4.1	Are you in a cell on your own?	100%	59%
4.2	Is your cell call bell normally answered within 5 minutes?	32%	37%
4.3	On the wing or houseblock you are currently living on:		
	Do you normally have enough clean clothing that fits you?	45%	45%
	Can you have a shower every day if you want one?	92%	88%
	Can you get clean bedding every week if you want it?	35%	37%
	Can you get cell cleaning materials every week if you want them?	64%	59%
	Can you get your stored property promptly, if you need it?	13%	13%
4.4	Is it normally quiet enough on the wing or houseblock for you to relax:		
	During the day?	52%	60%
	At night?	71%	81%

Shading is used to indicate statistical significance*, as follows:

	Green shading shows results that are significantly more positive than the comparator
	Blue shading shows results that are significantly more negative than the comparator
	Orange shading shows significant differences in demographics and background information
	No shading means that differences are not significant and may have occurred by chance
	Grey shading indicates that we have no valid data for this question

** less than 1% probability that the difference is due to chance*

Original spurred accommodation (A-E wings)	Rest of the establishment
66	105

4.5	Normally, are these communal areas of your wing or houseblock very/quite clean?		
	Landings and stairs	45%	72%
	Association areas	48%	72%
	Servery	50%	79%
	Showers	43%	64%
	Exercise yard	42%	80%
4.6	Have you been on an ACCT in this prison?	21%	30%
	<i>For those who have been on an ACCT:</i>		
	Did you feel cared for by staff?	62%	28%
4.7	Is it very/quite easy for you to speak to a Listener if you need to?	34%	29%
FOOD AND CANTEEN			
5.1	Is the quality of the food in this prison very/quite good?	13%	18%
5.2	Do you get enough to eat at mealtimes always/most of the time?	16%	20%
5.3	Does the shop/canteen sell the things that you need?	39%	58%
5.4	Can you use catalogues/other providers to buy the things you need?	55%	52%
RELATIONSHIPS WITH STAFF			
6.1	Do most staff here treat you with respect?	68%	76%
6.2	Are there any staff here you could turn to if you had a problem?	64%	75%
6.3	In the last week, has any member of staff talked to you about how you are getting on?	35%	36%

Shading is used to indicate statistical significance*, as follows:

	Green shading shows results that are significantly more positive than the comparator
	Blue shading shows results that are significantly more negative than the comparator
	Orange shading shows significant differences in demographics and background information
	No shading means that differences are not significant and may have occurred by chance
	Grey shading indicates that we have no valid data for this question

* less than 1% probability that the difference is due to chance

Original spurred accommodation (A-E wings)	Rest of the establishment
66	105

6.4	Do you have a named officer (key worker)?	86%	93%
	<i>For those who have a named officer (key worker):</i>		
	Is your named officer (key worker) very/quite helpful?	53%	61%
6.5	Are prisoners here consulted about things like food, canteen or wing issues?	38%	47%
	If so, do things sometimes change?	25%	40%
6.6	If you want to, can you talk to managers, governors or directors in this prison?	18%	23%
6.7	Have you shared a problem with a manager, governor or director?	71%	57%
	<i>For those who have shared a problem with a manager, governor or director:</i>		
	Did they try to help you?	22%	27%
FAITH			
7.1	Have you spoken to the Chaplaincy team in this prison?	76%	72%
7.2	Are you able to speak to the Chaplaincy team in private, if you want to?	71%	58%
7.3	Do you have a religion?	88%	79%
	<i>For those who have a religion:</i>		
7.4	Are you able to attend religious services, if you want to?	75%	81%
7.5	Are your religious beliefs respected here?	59%	68%
CONTACT WITH FAMILY AND FRIENDS			
8.1	Have you been able to see your family and friends more than once in the last month:		
	In person (prison visit)?	29%	22%

Shading is used to indicate statistical significance*, as follows:

	Green shading shows results that are significantly more positive than the comparator
	Blue shading shows results that are significantly more negative than the comparator
	Orange shading shows significant differences in demographics and background information
	No shading means that differences are not significant and may have occurred by chance
	Grey shading indicates that we have no valid data for this question

** less than 1% probability that the difference is due to chance*

Original spurred accommodation (A-E wings)	Rest of the establishment
66	105

	Using video calling?	21%	25%
8.2	Do visits usually start and finish on time?	21%	27%
8.3	Are your visitors usually treated respectfully by staff all/most of the time?	64%	65%
8.4	Is it very/quite easy for your family and friends to get here?	13%	17%
8.5	Have staff here encouraged you to keep in touch with your family and friends?	31%	21%
8.6	Have you had any problems with sending or receiving?		
	Emails	52%	42%
	Letters	55%	50%
	Parcels	53%	51%
8.7	Are you able to use a phone every day (if you have credit)?	90%	92%
TIME OUT OF CELL			
9.1	Do you know what the unlock and lock-up times are supposed to be here?	90%	89%
	<i>For those who know what the unlock and lock-up times are supposed to be:</i>		
	Are these times usually kept to?	48%	59%
9.2	Do you usually spend less than 2 hours out of your cell each day on Monday - Fridays?	32%	30%
	Do you usually spend 10 hours or more out of your cell each day on Monday - Fridays?	0%	2%
	Do you usually spend less than 2 hours out of your cell each day on Saturday - Sundays?	10%	12%
	Do you usually spend 10 hours or more out of your cell each day on Saturday - Sundays?	0%	1%
9.3	How many times in a normal week can you complete domestic tasks?		

Shading is used to indicate statistical significance*, as follows:

	Green shading shows results that are significantly more positive than the comparator
	Blue shading shows results that are significantly more negative than the comparator
	Orange shading shows significant differences in demographics and background information
	No shading means that differences are not significant and may have occurred by chance
	Grey shading indicates that we have no valid data for this question

** less than 1% probability that the difference is due to chance*

Original spurred accommodation (A-E wings)	Rest of the establishment
66	105

	Once or more	88%	90%
	Three times or more	56%	47%
	More than five times	40%	28%
	How many times in a normal week can you get association?		
	Once or more	97%	97%
	Three times or more	85%	83%
	More than five times	65%	58%
	How many times in a normal week can you get exercise outside?		
	Once or more	92%	97%
	Three times or more	75%	76%
	More than five times	60%	56%
	How many times in a normal week can you go to the gym or play sports?		
	Once or more	73%	75%
	Three times or more	23%	17%
	More than five times	5%	2%
9.4	At the weekend, are you able to?		
	Complete domestic tasks	84%	85%
	Get association	95%	96%

Shading is used to indicate statistical significance*, as follows:

	Green shading shows results that are significantly more positive than the comparator
	Blue shading shows results that are significantly more negative than the comparator
	Orange shading shows significant differences in demographics and background information
	No shading means that differences are not significant and may have occurred by chance
	Grey shading indicates that we have no valid data for this question

* less than 1% probability that the difference is due to chance

Original spurred accommodation (A-E wings)	Rest of the establishment
66	105

	Exercise outside	90%	92%
	Go to the gym or play sports	53%	55%
9.5	Are you able to visit the library once a week or more?	77%	63%
	Are you able to borrow library items kept on the wing once a week or more?	49%	41%
	Are you able to get things from the library delivered to the wing once a week or more?	38%	29%
9.6	Does the library have a wide enough range of materials to meet your needs?	57%	55%
APPLICATIONS, COMPLAINTS AND LEGAL RIGHTS			
10.1	Is it easy for you to make an application?	71%	72%
	<i>For those who have made an application are they usually dealt with:</i>		
10.2	Fairly?	33%	37%
	Within 7 days?	21%	33%
10.3	Is it easy for you to make a complaint?	68%	57%
	<i>For those who have made a complaint are they usually dealt with:</i>		
10.4	Fairly?	29%	14%
	Within 7 days?	19%	26%
10.5	Have you ever been prevented from making a complaint here when you wanted to?	34%	36%
10.6	Do you know how to contact the following organisations?		
	Independent Prisoner Complaint Investigations	49%	48%
	Independent Monitoring Board (IMB)	66%	70%

Shading is used to indicate statistical significance*, as follows:

	Green shading shows results that are significantly more positive than the comparator
	Blue shading shows results that are significantly more negative than the comparator
	Orange shading shows significant differences in demographics and background information
	No shading means that differences are not significant and may have occurred by chance
	Grey shading indicates that we have no valid data for this question

* less than 1% probability that the difference is due to chance

Original spurred accommodation (A-E wings)	Rest of the establishment
66	105

	<i>For those who need it, is it easy to?</i>		
10.7	Communicate with your solicitor or legal representative	40%	39%
	Attend legal visits	36%	32%
10.8	Have staff here ever opened letters from your solicitor or legal representative when you were not present?	68%	59%
	<i>For those who have had legal letters opened when they were not present:</i>		
	Were you told why?	26%	36%

HEALTH CARE

11.1	Since arriving in this prison have you experienced any delays getting these things?		
	Your medication	73%	77%
	Your outside medical appointments	58%	56%
	Your agreed social care package	52%	54%
11.2	Is it very/quite easy to see?		
	Doctor	25%	18%
	Nurse	48%	37%
	Dentist	27%	13%
	Pharmacist	38%	25%
	Mental health worker	42%	18%
	Substance misuse worker	30%	28%
11.3	Do you think the quality of the health service is very/quite good from?		

Shading is used to indicate statistical significance*, as follows:

	Green shading shows results that are significantly more positive than the comparator
	Blue shading shows results that are significantly more negative than the comparator
	Orange shading shows significant differences in demographics and background information
	No shading means that differences are not significant and may have occurred by chance
	Grey shading indicates that we have no valid data for this question

* less than 1% probability that the difference is due to chance

Original spurred accommodation (A-E wings)	Rest of the establishment
66	105

	Doctor	34%	34%
	Nurse	49%	42%
	Dentist	32%	28%
	Pharmacist	37%	30%
	Mental health worker	30%	20%
	Substance misuse worker	24%	28%
11.4	Do you think the overall quality of the health services here is very/quite good?	26%	30%
	<i>For those who are due to be released in the next month:</i>		
11.5	Are you confident there are adequate plans to continue your health care?	33%	34%
11.6	Are you able to lead a healthy lifestyle here (in relation to your physical, mental, dietary needs, emotional and social well-being) always/most of the time?	26%	36%
OTHER SUPPORT NEEDS			
12.1	Do you consider yourself to have a disability (long-term physical, mental or learning needs that affect your day-to-day life)?	41%	42%
	<i>For those who have a disability:</i>		
12.2	Are you getting the support you need in this prison?	39%	26%
12.3	Do you have any mental health problems?	60%	50%
	<i>For those who have any mental health problems:</i>		
12.4	Have you been helped with your mental health problems in this prison?	30%	24%
12.5	Has your mental health got better since arriving at this prison?	13%	7%
ALCOHOL AND DRUGS			

Shading is used to indicate statistical significance*, as follows:

	Green shading shows results that are significantly more positive than the comparator
	Blue shading shows results that are significantly more negative than the comparator
	Orange shading shows significant differences in demographics and background information
	No shading means that differences are not significant and may have occurred by chance
	Grey shading indicates that we have no valid data for this question

* less than 1% probability that the difference is due to chance

Original spurred accommodation (A-E wings)	Rest of the establishment
66	105

13.1	Do you have a drug or alcohol problem?	25%	24%
<i>For those who have a drug or alcohol problem:</i>			
13.2	Have you told staff about your drug or alcohol problem?	93%	74%
<i>For those who have told staff:</i>			
	Have you received help to manage it?	38%	59%
13.3	Have you developed a drug or alcohol problem in this prison (including medication not prescribed to you)?	19%	14%
<i>For those who have developed a drug or alcohol problem in this prison:</i>			
	Have you received help to manage your drug or alcohol problem (including medication not prescribed to you)?	30%	43%
<i>For those who have a drug or alcohol problem and are due to be released in the next month:</i>			
13.4	Do you know who to contact for support for your drug or alcohol problem when you leave this prison?	80%	25%
13.5	In this prison, is it easy/very easy to get?		
	Illicit drugs	59%	56%
	Alcohol	53%	45%
	Medication not prescribed to you	47%	53%
SAFETY			
14.1	Have you ever felt unsafe here?	53%	63%
14.2	Do you feel unsafe now?	28%	33%
14.3	Would you report it if you were being bullied/victimised in this prison by:		
	Other prisoners?	28%	37%
	Staff?	45%	45%

Shading is used to indicate statistical significance*, as follows:

	Green shading shows results that are significantly more positive than the comparator
	Blue shading shows results that are significantly more negative than the comparator
	Orange shading shows significant differences in demographics and background information
	No shading means that differences are not significant and may have occurred by chance
	Grey shading indicates that we have no valid data for this question

** less than 1% probability that the difference is due to chance*

Original spurred accommodation (A-E wings)	Rest of the establishment
66	105

14.4	Have you been bullied/victimised in this prison by other prisoners?	35%	42%
14.5	Have you experienced the following bullying/victimisation by other prisoners:		
	Verbal abuse?	20%	29%
	Threats or intimidation?	24%	28%
	Physical assault?	15%	20%
	Sexual assault?	2%	1%
	Theft of canteen or property?	22%	22%
	Other bullying/victimisation?	15%	19%
14.4	Have you been bullied/victimised in this prison by staff?	46%	45%
14.5	Have you experienced the following bullying/victimisation by staff:		
	Verbal abuse?	29%	24%
	Threats or intimidation?	38%	17%
	Physical assault?	16%	14%
	Sexual assault?	4%	5%
	Theft of canteen or property?	18%	15%
	Other bullying/victimisation?	29%	21%
BEHAVIOUR MANAGEMENT			
15.1	Does this prison:		

Shading is used to indicate statistical significance*, as follows:

	Green shading shows results that are significantly more positive than the comparator
	Blue shading shows results that are significantly more negative than the comparator
	Orange shading shows significant differences in demographics and background information
	No shading means that differences are not significant and may have occurred by chance
	Grey shading indicates that we have no valid data for this question

* less than 1% probability that the difference is due to chance

Original spurred accommodation (A-E wings)	Rest of the establishment
66	105

	Reward good behaviour fairly?	12%	12%
	Deal with bad behaviour fairly?	21%	18%
15.2	Are there opportunities and rewards to motivate people in this prison?	9%	13%
	<i>For those who know that there are opportunities and rewards are:</i>		
15.3	Do the opportunities and rewards in this prison motivate you to behave well?	80%	85%
15.4	Do you think the culture in this prison encourages prisoners to behave well?	7%	13%
15.5	Have you been restrained by staff in this prison in the last 6 months?	27%	29%
	<i>For those who have been restrained in the last 6 months:</i>		
	Did anyone come and talk to you about it afterwards?	27%	14%
15.6	Have you spent one or more nights in the segregation unit in this prison in the last 6 months?	29%	29%
	<i>For those who have spent one or more nights in the segregation unit in this prison in the last 6 months:</i>		
	Were you treated well by segregation staff?	50%	42%
	Could you shower every day?	57%	54%
	Could you go outside for exercise every day?	64%	56%
	Could you use the phone every day (if you had credit)?	50%	36%
EDUCATION, SKILLS AND WORK			
16.1	Have you needed support with reading needs in this prison?	44%	45%
	<i>For those who have needed support:</i>		
	Have you been supported (this could include education or wing staff, peer support or anyone else)?	60%	58%
16.2	Do you have any learning difficulties (dyslexia or any other conditions that affect on your learning)?	30%	30%

Shading is used to indicate statistical significance*, as follows:

	Green shading shows results that are significantly more positive than the comparator
	Blue shading shows results that are significantly more negative than the comparator
	Orange shading shows significant differences in demographics and background information
	No shading means that differences are not significant and may have occurred by chance
	Grey shading indicates that we have no valid data for this question

* less than 1% probability that the difference is due to chance

Original spurred accommodation (A-E wings)	Rest of the establishment
66	105

	<i>For those who have learning difficulties:</i>		
16.3	Have you received help and support from education staff for your learning difficulties?	71%	54%
16.4	In this prison, have you done the following activities?		
	Education	65%	70%
	Vocational or skills training	65%	64%
	Prison job	77%	79%
	Work outside of the prison	44%	47%
	<i>For those who have done the following activities while in this prison, do you think they will help you when you are released?</i>		
	Education	58%	57%
	Vocational or skills training	72%	44%
	Prison job	42%	43%
	Work outside of the prison	57%	53%
16.5	Has the prison allocated you to the education, training or work that will help you when you are released?	36%	41%
16.6	Do wing staff encourage you to go to education, training or work?	44%	55%
SENTENCE PLAN			
17.1	Do you have a sentence plan?	70%	61%
	<i>For those who have a sentence plan:</i>		
17.2	Do you know what your objectives or targets are?	100%	89%
	<i>For those who know what their objectives or targets are:</i>		

Shading is used to indicate statistical significance*, as follows:

	Green shading shows results that are significantly more positive than the comparator
	Blue shading shows results that are significantly more negative than the comparator
	Orange shading shows significant differences in demographics and background information
	No shading means that differences are not significant and may have occurred by chance
	Grey shading indicates that we have no valid data for this question

** less than 1% probability that the difference is due to chance*

Original spurred accommodation (A-E wings)	Rest of the establishment
66	105

	Do you understand what you need to do to achieve your objectives or targets?	90%	85%
	Are any staff here supporting you to achieve the objectives or targets?	44%	45%
	Have you been involved in setting the objectives or targets?	53%	54%
RETURNING TO THE COMMUNITY			
18.1	Do you expect to be released in the next 3 months?	31%	33%
	<i>For those who expect to be released in the next 3 months:</i>		
18.2	Is this prison very/quite near to your home area or the address you will be released to?	20%	16%
18.3	Is anybody helping you to get ready for your release (people like Prison or Community Offender Managers)?	41%	53%
18.4	Do you need help to sort out the following for when you are released?		
	Finding accommodation	76%	61%
	Getting employment	71%	70%
	Sorting out benefits	82%	69%
	Finances and debt	53%	65%
	Opening a bank account	63%	58%
	Getting photo ID	65%	54%
18.4	Are you getting help to sort out the following for when you are released, if you need it?		
	Finding accommodation	23%	29%
	Getting employment	33%	21%
	Sorting out benefits	29%	11%

Shading is used to indicate statistical significance*, as follows:

	Green shading shows results that are significantly more positive than the comparator
	Blue shading shows results that are significantly more negative than the comparator
	Orange shading shows significant differences in demographics and background information
	No shading means that differences are not significant and may have occurred by chance
	Grey shading indicates that we have no valid data for this question

** less than 1% probability that the difference is due to chance*

Original spurred accommodation (A-E wings)	Rest of the establishment
66	105

	Finances and debt	33%	12%
	Opening a bank account	50%	47%
	Getting photo ID	45%	29%
FINAL QUESTIONS ABOUT THIS PRISON			
20.1	Do you think your experiences in this prison have made you less likely to offend in the future?	38%	51%

HMP Onley 2025

Comparison of survey responses from different residential locations

In this table responses from double cell accommodation (I wing) are compared with those from the rest of the establishment.

Shading is used to indicate statistical significance*, as follows:

	Green shading shows results that are significantly more positive than the comparator
	Blue shading shows results that are significantly more negative than the comparator
	Orange shading shows significant differences in demographics and background information
	No shading means that differences are not significant and may have occurred by chance
	Grey shading indicates that we have no valid data for this question

* less than 1% probability that the difference is due to chance

Double cell accommodation (I wing)	Rest of the establishment
25	146

DEMOGRAPHICS AND OTHER BACKGROUND INFORMATION			
1.2	Are you under 21 years of age?	0%	0%
	Are you under 25 years of age?	4%	6%
	Are you 50 years of age or older?	16%	21%
	Are you 70 years of age or older?	0%	2%
1.3	Are you from an ethnic group other than white?	46%	48%
	Are you from a white Gypsy or Irish Traveller or Roma ethnic group?	0%	4%
1.4	Have you been in this prison for less than 6 months?	29%	34%
1.5	Are you currently serving a sentence?	96%	100%
	Are you on recall?	21%	23%
1.6	Is your sentence less than 12 months?	8%	9%
	Are you here under an indeterminate sentence for public protection (IPP prisoner)?	0%	9%
7.3	Are you Muslim?	25%	20%
12.1	Do you consider yourself to have a disability (long-term physical, mental or learning needs that affect your day-to-day life)?	22%	45%

Shading is used to indicate statistical significance*, as follows:

	Green shading shows results that are significantly more positive than the comparator
	Blue shading shows results that are significantly more negative than the comparator
	Orange shading shows significant differences in demographics and background information
	No shading means that differences are not significant and may have occurred by chance
	Grey shading indicates that we have no valid data for this question

* less than 1% probability that the difference is due to chance

Double cell accommodation (1 wing)	Rest of the establishment
25	146

12.3	Do you have any mental health problems?	39%	56%
19.1	Do you have children under the age of 18?	48%	55%
19.2	Are you a foreign national?	17%	2%
19.3	Have you ever been in local authority care (e.g. lived with foster parents or in a children's home, or had a social worker, while you were under 18 years old)?	13%	26%
19.4	Have you ever been in the armed services (e.g. army, navy, air force)?	0%	4%
19.5	Is your gender female, non-binary or other?	0%	2%
19.6	Do you identify as transgender or trans?	0%	3%
19.7	Are you homosexual, bisexual or other sexual orientation?	0%	2%
ARRIVAL AND RECEPTION			
2.1	When you arrived at this prison, did you spend less than 2 hours in reception?	50%	50%
2.2	Were you searched in reception?	96%	94%
	<i>For those who were searched:</i>		
	Was this done in a respectful way?	74%	78%
2.3	Overall, were you treated very/quite well in reception?	71%	74%
2.4	When you first arrived, did you have problems with?		
	Feeling depressed	54%	42%
	Feeling suicidal	8%	13%
	Needing protection from other prisoners	8%	18%
	<i>For those who had the following problems, did staff help you with?</i>		

Shading is used to indicate statistical significance*, as follows:

	Green shading shows results that are significantly more positive than the comparator
	Blue shading shows results that are significantly more negative than the comparator
	Orange shading shows significant differences in demographics and background information
	No shading means that differences are not significant and may have occurred by chance
	Grey shading indicates that we have no valid data for this question

* less than 1% probability that the difference is due to chance

Double cell accommodation (1 wing)	Rest of the establishment
25	146

	Feeling depressed	38%	16%
	Feeling suicidal	100%	7%
	Needing protection from other prisoners	100%	11%
	<i>For those who had any problems when they first arrived:</i>		
2.5	Were you able to talk to a member of staff in private?	33%	41%
2.6	Did you see someone from health care in reception?	83%	83%
FIRST NIGHT AND INDUCTION			
3.1	Before you were locked up on your first night here, were you offered?		
	Nicotine replacement (including vapes)	73%	74%
	Toiletries	64%	57%
	A shower	24%	25%
	A free phone call	27%	26%
	Something to eat	65%	80%
	The chance to talk to a Listener or Samaritans	19%	24%
	Support from another prisoner (e.g. Insider or prisoner rep)	19%	27%
3.2	On your first night in this prison, was your cell very/quite clean?	39%	34%
3.3	Did you feel safe on your first night here?	61%	67%
3.4	Did you have numbers put on your PIN phone within 24 hours?	17%	33%
3.5	In your first few days here, did you get?		

Shading is used to indicate statistical significance*, as follows:

	Green shading shows results that are significantly more positive than the comparator
	Blue shading shows results that are significantly more negative than the comparator
	Orange shading shows significant differences in demographics and background information
	No shading means that differences are not significant and may have occurred by chance
	Grey shading indicates that we have no valid data for this question

** less than 1% probability that the difference is due to chance*

Double cell accommodation (1 wing)	Rest of the establishment
25	146

	Items from the prison shop/canteen	42%	43%
	Access to clean clothing that fitted you	29%	41%
	PIN phone credit	67%	59%
	Your personal property	73%	72%
3.6	Have you had an induction at this prison?	88%	87%
	<i>For those who have had an induction:</i>		
	Did your induction cover everything you needed to know about this prison?	43%	50%
ON THE WING			
4.1	Are you in a cell on your own?	4%	87%
4.2	Is your cell call bell normally answered within 5 minutes?	21%	38%
4.3	On the wing or houseblock you are currently living on:		
	Do you normally have enough clean clothing that fits you?	42%	46%
	Can you have a shower every day if you want one?	79%	92%
	Can you get clean bedding every week if you want it?	21%	39%
	Can you get cell cleaning materials every week if you want them?	52%	63%
	Can you get your stored property promptly, if you need it?	13%	13%
4.4	Is it normally quiet enough on the wing or houseblock for you to relax:		
	During the day?	50%	57%
	At night?	71%	79%

Shading is used to indicate statistical significance*, as follows:

	Green shading shows results that are significantly more positive than the comparator
	Blue shading shows results that are significantly more negative than the comparator
	Orange shading shows significant differences in demographics and background information
	No shading means that differences are not significant and may have occurred by chance
	Grey shading indicates that we have no valid data for this question

** less than 1% probability that the difference is due to chance*

Double cell accommodation (1 wing)	Rest of the establishment
25	146

4.5	Normally, are these communal areas of your wing or houseblock very/quite clean?		
	Landings and stairs	65%	61%
	Association areas	74%	61%
	Servery	83%	65%
	Showers	52%	56%
	Exercise yard	78%	63%
4.6	Have you been on an ACCT in this prison?	18%	28%
	<i>For those who have been on an ACCT:</i>		
	Did you feel cared for by staff?	25%	39%
4.7	Is it very/quite easy for you to speak to a Listener if you need to?	17%	33%
FOOD AND CANTEEN			
5.1	Is the quality of the food in this prison very/quite good?	17%	16%
5.2	Do you get enough to eat at mealtimes always/most of the time?	21%	18%
5.3	Does the shop/canteen sell the things that you need?	67%	47%
5.4	Can you use catalogues/other providers to buy the things you need?	58%	52%
RELATIONSHIPS WITH STAFF			
6.1	Do most staff here treat you with respect?	77%	72%
6.2	Are there any staff here you could turn to if you had a problem?	77%	70%
6.3	In the last week, has any member of staff talked to you about how you are getting on?	38%	35%

Shading is used to indicate statistical significance*, as follows:

	Green shading shows results that are significantly more positive than the comparator
	Blue shading shows results that are significantly more negative than the comparator
	Orange shading shows significant differences in demographics and background information
	No shading means that differences are not significant and may have occurred by chance
	Grey shading indicates that we have no valid data for this question

* less than 1% probability that the difference is due to chance

Double cell accommodation (1 wing)	Rest of the establishment
25	146

6.4	Do you have a named officer (key worker)?	92%	90%
	<i>For those who have a named officer (key worker):</i>		
	Is your named officer (key worker) very/quite helpful?	55%	59%
6.5	Are prisoners here consulted about things like food, canteen or wing issues?	43%	44%
	If so, do things sometimes change?	40%	34%
6.6	If you want to, can you talk to managers, governors or directors in this prison?	21%	21%
6.7	Have you shared a problem with a manager, governor or director?	65%	62%
	<i>For those who have shared a problem with a manager, governor or director:</i>		
	Did they try to help you?	20%	25%
FAITH			
7.1	Have you spoken to the Chaplaincy team in this prison?	67%	75%
7.2	Are you able to speak to the Chaplaincy team in private, if you want to?	50%	65%
7.3	Do you have a religion?	75%	84%
	<i>For those who have a religion:</i>		
7.4	Are you able to attend religious services, if you want to?	78%	79%
7.5	Are your religious beliefs respected here?	72%	63%
CONTACT WITH FAMILY AND FRIENDS			
8.1	Have you been able to see your family and friends more than once in the last month:		
	In person (prison visit)?	18%	26%

Shading is used to indicate statistical significance*, as follows:

	Green shading shows results that are significantly more positive than the comparator
	Blue shading shows results that are significantly more negative than the comparator
	Orange shading shows significant differences in demographics and background information
	No shading means that differences are not significant and may have occurred by chance
	Grey shading indicates that we have no valid data for this question

** less than 1% probability that the difference is due to chance*

Double cell accommodation (1 wing)	Rest of the establishment
25	146

	Using video calling?	38%	20%
8.2	Do visits usually start and finish on time?	19%	26%
8.3	Are your visitors usually treated respectfully by staff all/most of the time?	50%	68%
8.4	Is it very/quite easy for your family and friends to get here?	18%	15%
8.5	Have staff here encouraged you to keep in touch with your family and friends?	13%	27%
8.6	Have you had any problems with sending or receiving?		
	Emails	38%	48%
	Letters	43%	54%
	Parcels	53%	52%
8.7	Are you able to use a phone every day (if you have credit)?	92%	91%
TIME OUT OF CELL			
9.1	Do you know what the unlock and lock-up times are supposed to be here?	91%	89%
	<i>For those who know what the unlock and lock-up times are supposed to be:</i>		
	Are these times usually kept to?	57%	55%
9.2	Do you usually spend less than 2 hours out of your cell each day on Monday - Fridays?	43%	29%
	Do you usually spend 10 hours or more out of your cell each day on Monday - Fridays?	0%	1%
	Do you usually spend less than 2 hours out of your cell each day on Saturday - Sundays?	14%	11%
	Do you usually spend 10 hours or more out of your cell each day on Saturday - Sundays?	0%	1%
9.3	How many times in a normal week can you complete domestic tasks?		

Shading is used to indicate statistical significance*, as follows:



- Green shading shows results that are significantly more positive than the comparator
- Blue shading shows results that are significantly more negative than the comparator
- Orange shading shows significant differences in demographics and background information
- No shading means that differences are not significant and may have occurred by chance
- Grey shading indicates that we have no valid data for this question

** less than 1% probability that the difference is due to chance*

Double cell accommodation (I wing)	Rest of the establishment
25	146

	Once or more	82%	91%
	Three times or more	36%	53%
	More than five times	9%	37%
	How many times in a normal week can you get association?		
	Once or more	100%	96%
	Three times or more	78%	85%
	More than five times	57%	62%
	How many times in a normal week can you get exercise outside?		
	Once or more	100%	94%
	Three times or more	74%	76%
	More than five times	52%	58%
	How many times in a normal week can you go to the gym or play sports?		
	Once or more	79%	73%
	Three times or more	17%	20%
	More than five times	0%	4%
9.4	At the weekend, are you able to?		
	Complete domestic tasks	73%	86%
	Get association	100%	95%

Shading is used to indicate statistical significance*, as follows:

	Green shading shows results that are significantly more positive than the comparator
	Blue shading shows results that are significantly more negative than the comparator
	Orange shading shows significant differences in demographics and background information
	No shading means that differences are not significant and may have occurred by chance
	Grey shading indicates that we have no valid data for this question

* less than 1% probability that the difference is due to chance

Double cell accommodation (1 wing)	Rest of the establishment
25	146

	Exercise outside	100%	90%
	Go to the gym or play sports	62%	53%
9.5	Are you able to visit the library once a week or more?	71%	68%
	Are you able to borrow library items kept on the wing once a week or more?	45%	44%
	Are you able to get things from the library delivered to the wing once a week or more?	33%	32%
9.6	Does the library have a wide enough range of materials to meet your needs?	40%	58%
APPLICATIONS, COMPLAINTS AND LEGAL RIGHTS			
10.1	Is it easy for you to make an application?	75%	71%
	<i>For those who have made an application are they usually dealt with:</i>		
10.2	Fairly?	38%	35%
	Within 7 days?	24%	29%
10.3	Is it easy for you to make a complaint?	54%	62%
	<i>For those who have made a complaint are they usually dealt with:</i>		
10.4	Fairly?	24%	20%
	Within 7 days?	24%	23%
10.5	Have you ever been prevented from making a complaint here when you wanted to?	28%	36%
10.6	Do you know how to contact the following organisations?		
	Independent Prisoner Complaint Investigations	48%	49%
	Independent Monitoring Board (IMB)	68%	69%

Shading is used to indicate statistical significance*, as follows:

	Green shading shows results that are significantly more positive than the comparator
	Blue shading shows results that are significantly more negative than the comparator
	Orange shading shows significant differences in demographics and background information
	No shading means that differences are not significant and may have occurred by chance
	Grey shading indicates that we have no valid data for this question

* less than 1% probability that the difference is due to chance

Double cell accommodation (1 wing)	Rest of the establishment
25	146

	<i>For those who need it, is it easy to?</i>		
10.7	Communicate with your solicitor or legal representative	37%	40%
	Attend legal visits	26%	35%
10.8	Have staff here ever opened letters from your solicitor or legal representative when you were not present?	57%	64%
	<i>For those who have had legal letters opened when they were not present:</i>		
	Were you told why?	38%	31%

HEALTH CARE

11.1	Since arriving in this prison have you experienced any delays getting these things?		
	Your medication	71%	76%
	Your outside medical appointments	50%	58%
	Your agreed social care package	33%	56%
11.2	Is it very/quite easy to see?		
	Doctor	17%	21%
	Nurse	32%	43%
	Dentist	9%	20%
	Pharmacist	35%	29%
	Mental health worker	22%	28%
	Substance misuse worker	22%	30%
11.3	Do you think the quality of the health service is very/quite good from?		

Shading is used to indicate statistical significance*, as follows:

	Green shading shows results that are significantly more positive than the comparator
	Blue shading shows results that are significantly more negative than the comparator
	Orange shading shows significant differences in demographics and background information
	No shading means that differences are not significant and may have occurred by chance
	Grey shading indicates that we have no valid data for this question

* less than 1% probability that the difference is due to chance

Double cell accommodation (1 wing)	Rest of the establishment
25	146

	Doctor	43%	32%
	Nurse	43%	45%
	Dentist	35%	28%
	Pharmacist	35%	32%
	Mental health worker	22%	24%
	Substance misuse worker	17%	28%
11.4	Do you think the overall quality of the health services here is very/quite good?	35%	27%
	<i>For those who are due to be released in the next month:</i>		
11.5	Are you confident there are adequate plans to continue your health care?	57%	30%
11.6	Are you able to lead a healthy lifestyle here (in relation to your physical, mental, dietary needs, emotional and social well-being) always/most of the time?	26%	33%
OTHER SUPPORT NEEDS			
12.1	Do you consider yourself to have a disability (long-term physical, mental or learning needs that affect your day-to-day life)?	22%	45%
	<i>For those who have a disability:</i>		
12.2	Are you getting the support you need in this prison?	20%	31%
12.3	Do you have any mental health problems?	39%	56%
	<i>For those who have any mental health problems:</i>		
12.4	Have you been helped with your mental health problems in this prison?	33%	26%
12.5	Has your mental health got better since arriving at this prison?	0%	11%
ALCOHOL AND DRUGS			

Shading is used to indicate statistical significance*, as follows:

	Green shading shows results that are significantly more positive than the comparator
	Blue shading shows results that are significantly more negative than the comparator
	Orange shading shows significant differences in demographics and background information
	No shading means that differences are not significant and may have occurred by chance
	Grey shading indicates that we have no valid data for this question

* less than 1% probability that the difference is due to chance

Double cell accommodation (1 wing)	Rest of the establishment
25	146

13.1	Do you have a drug or alcohol problem?	13%	26%
<i>For those who have a drug or alcohol problem:</i>			
13.2	Have you told staff about your drug or alcohol problem?	67%	82%
<i>For those who have told staff:</i>			
	Have you received help to manage it?	0%	54%
13.3	Have you developed a drug or alcohol problem in this prison (including medication not prescribed to you)?	4%	18%
<i>For those who have developed a drug or alcohol problem in this prison:</i>			
	Have you received help to manage your drug or alcohol problem (including medication not prescribed to you)?	0%	39%
<i>For those who have a drug or alcohol problem and are due to be released in the next month:</i>			
13.4	Do you know who to contact for support for your drug or alcohol problem when you leave this prison?	100%	50%
13.5	In this prison, is it easy/very easy to get?		
	Illicit drugs	48%	58%
	Alcohol	33%	50%
	Medication not prescribed to you	45%	52%
SAFETY			
14.1	Have you ever felt unsafe here?	50%	61%
14.2	Do you feel unsafe now?	17%	33%
14.3	Would you report it if you were being bullied/victimised in this prison by:		
	Other prisoners?	33%	34%
	Staff?	43%	45%

Shading is used to indicate statistical significance*, as follows:

	Green shading shows results that are significantly more positive than the comparator
	Blue shading shows results that are significantly more negative than the comparator
	Orange shading shows significant differences in demographics and background information
	No shading means that differences are not significant and may have occurred by chance
	Grey shading indicates that we have no valid data for this question

** less than 1% probability that the difference is due to chance*

Double cell accommodation (I wing)	Rest of the establishment
25	146

14.4	Have you been bullied/victimised in this prison by other prisoners?	25%	41%
14.5	Have you experienced the following bullying/victimisation by other prisoners:		
	Verbal abuse?	21%	26%
	Threats or intimidation?	8%	29%
	Physical assault?	8%	19%
	Sexual assault?	0%	1%
	Theft of canteen or property?	13%	23%
	Other bullying/victimisation?	4%	19%
14.4	Have you been bullied/victimised in this prison by staff?	26%	49%
14.5	Have you experienced the following bullying/victimisation by staff:		
	Verbal abuse?	9%	29%
	Threats or intimidation?	4%	28%
	Physical assault?	9%	16%
	Sexual assault?	9%	4%
	Theft of canteen or property?	4%	18%
	Other bullying/victimisation?	4%	28%
BEHAVIOUR MANAGEMENT			
15.1	Does this prison:		

Shading is used to indicate statistical significance*, as follows:

	Green shading shows results that are significantly more positive than the comparator
	Blue shading shows results that are significantly more negative than the comparator
	Orange shading shows significant differences in demographics and background information
	No shading means that differences are not significant and may have occurred by chance
	Grey shading indicates that we have no valid data for this question

* less than 1% probability that the difference is due to chance

Double cell accommodation (1 wing)	Rest of the establishment
25	146

	Reward good behaviour fairly?	13%	12%
	Deal with bad behaviour fairly?	22%	19%
15.2	Are there opportunities and rewards to motivate people in this prison?	13%	11%
	<i>For those who know that there are opportunities and rewards are:</i>		
15.3	Do the opportunities and rewards in this prison motivate you to behave well?	67%	87%
15.4	Do you think the culture in this prison encourages prisoners to behave well?	14%	10%
15.5	Have you been restrained by staff in this prison in the last 6 months?	22%	30%
	<i>For those who have been restrained in the last 6 months:</i>		
	Did anyone come and talk to you about it afterwards?	20%	18%
15.6	Have you spent one or more nights in the segregation unit in this prison in the last 6 months?	41%	27%
	<i>For those who have spent one or more nights in the segregation unit in this prison in the last 6 months:</i>		
	Were you treated well by segregation staff?	33%	48%
	Could you shower every day?	63%	53%
	Could you go outside for exercise every day?	56%	60%
	Could you use the phone every day (if you had credit)?	33%	43%
EDUCATION, SKILLS AND WORK			
16.1	Have you needed support with reading needs in this prison?	52%	43%
	<i>For those who have needed support:</i>		
	Have you been supported (this could include education or wing staff, peer support or anyone else)?	75%	55%
16.2	Do you have any learning difficulties (dyslexia or any other conditions that affect on your learning)?	17%	32%

Shading is used to indicate statistical significance*, as follows:

	Green shading shows results that are significantly more positive than the comparator
	Blue shading shows results that are significantly more negative than the comparator
	Orange shading shows significant differences in demographics and background information
	No shading means that differences are not significant and may have occurred by chance
	Grey shading indicates that we have no valid data for this question

* less than 1% probability that the difference is due to chance

Double cell accommodation (1 wing)	Rest of the establishment
25	146

	<i>For those who have learning difficulties:</i>		
16.3	Have you received help and support from education staff for your learning difficulties?	50%	61%
16.4	In this prison, have you done the following activities?		
	Education	52%	71%
	Vocational or skills training	55%	66%
	Prison job	77%	78%
	Work outside of the prison	45%	46%
	<i>For those who have done the following activities while in this prison, do you think they will help you when you are released?</i>		
	Education	73%	56%
	Vocational or skills training	45%	57%
	Prison job	47%	41%
	Work outside of the prison	56%	54%
16.5	Has the prison allocated you to the education, training or work that will help you when you are released?	32%	41%
16.6	Do wing staff encourage you to go to education, training or work?	55%	50%
SENTENCE PLAN			
17.1	Do you have a sentence plan?	71%	63%
	<i>For those who have a sentence plan:</i>		
17.2	Do you know what your objectives or targets are?	93%	94%
	<i>For those who know what their objectives or targets are:</i>		

Shading is used to indicate statistical significance*, as follows:

	Green shading shows results that are significantly more positive than the comparator
	Blue shading shows results that are significantly more negative than the comparator
	Orange shading shows significant differences in demographics and background information
	No shading means that differences are not significant and may have occurred by chance
	Grey shading indicates that we have no valid data for this question

** less than 1% probability that the difference is due to chance*

Double cell accommodation (1 wing)	Rest of the establishment
25	146

	Do you understand what you need to do to achieve your objectives or targets?	86%	88%
	Are any staff here supporting you to achieve the objectives or targets?	36%	46%
	Have you been involved in setting the objectives or targets?	36%	57%
RETURNING TO THE COMMUNITY			
18.1	Do you expect to be released in the next 3 months?	35%	32%
	<i>For those who expect to be released in the next 3 months:</i>		
18.2	Is this prison very/quite near to your home area or the address you will be released to?	25%	16%
18.3	Is anybody helping you to get ready for your release (people like Prison or Community Offender Managers)?	63%	46%
18.4	Do you need help to sort out the following for when you are released?		
	Finding accommodation	86%	63%
	Getting employment	86%	68%
	Sorting out benefits	100%	69%
	Finances and debt	86%	56%
	Opening a bank account	71%	57%
	Getting photo ID	71%	56%
18.4	Are you getting help to sort out the following for when you are released, if you need it?		
	Finding accommodation	17%	29%
	Getting employment	17%	28%
	Sorting out benefits	14%	20%

Shading is used to indicate statistical significance*, as follows:

	Green shading shows results that are significantly more positive than the comparator
	Blue shading shows results that are significantly more negative than the comparator
	Orange shading shows significant differences in demographics and background information
	No shading means that differences are not significant and may have occurred by chance
	Grey shading indicates that we have no valid data for this question

** less than 1% probability that the difference is due to chance*

Double cell accommodation (1 wing)	Rest of the establishment
25	146

	Finances and debt	17%	20%
	Opening a bank account	40%	50%
	Getting photo ID	20%	40%
FINAL QUESTIONS ABOUT THIS PRISON			
20.1	Do you think your experiences in this prison have made you less likely to offend in the future?	61%	43%

HMP Onley 2025

Comparison of survey responses between sub-populations of prisoners

In this table responses of prisoners who are 50 and over are compared to those who are under 50.
Please note that these analyses are based on summary data from selected survey questions only.

Shading is used to indicate statistical significance*, as follows:



Green shading shows results that are significantly more positive than the comparator

Blue shading shows results that are significantly more negative than the comparator

Orange shading shows significant differences in demographics and background information

No shading means that differences are not significant and may have occurred by chance

Grey shading indicates that we have no valid data for this question

* less than 1% probability that the difference is due to chance

	50 and over	Under 50
Number of completed questionnaires returned	34	136

DEMOGRAPHICS AND OTHER BACKGROUND INFORMATION			
1.2	Are you under 25 years of age?		7%
	Are you 70 years of age or older?	9%	
1.3	Are you from an ethnic group other than white?	26%	54%
	Are you from a white Gypsy or Irish Traveller or Roma ethnic group?	3%	4%
7.3	Are you Muslim?	6%	25%
12.1	Do you consider yourself to have a disability (long-term physical, mental or learning needs that affect your day-to-day life)?	55%	38%
12.3	Do you have any mental health problems?	48%	55%
19.2	Are you a foreign national?	3%	5%
19.3	Have you ever been in local authority care (e.g. lived with foster parents or in a children's home, or had a social worker, while you were under 18 years old)?	13%	27%
19.5	Is your gender female, non-binary or other?	3%	1%
19.6	Do you identify as transgender or trans?	3%	3%
19.7	Are you homosexual, bisexual or other sexual orientation?	3%	2%
ARRIVAL AND RECEPTION			
2.2	When you were searched in reception, was this done in a respectful way?	91%	75%
2.3	Overall, were you treated very/quite well in reception?	91%	69%
2.4	When you first arrived, did you have problems with?:		
	Feeling depressed	43%	44%
	Feeling suicidal	0%	15%
	Needing protection from other prisoners	6%	20%

Shading is used to indicate statistical significance*, as follows:


	Green shading shows results that are significantly more positive than the comparator
	Blue shading shows results that are significantly more negative than the comparator
	Orange shading shows significant differences in demographics and background information
	No shading means that differences are not significant and may have occurred by chance
	Grey shading indicates that we have no valid data for this question

* less than 1% probability that the difference is due to chance

	50 and over	Under 50
Number of completed questionnaires returned	34	136

	For those who had the following problems, did staff help you with?:		
	Feeling depressed	33%	18%
	Feeling suicidal		13%
	Needing protection from other prisoners	0%	15%
2.5	Were you able to talk to a member of staff in private?	43%	38%
FIRST NIGHT AND INDUCTION			
3.3	Did you feel safe on your first night here?	79%	64%
3.6	Have you had an induction at this prison?	88%	87%
	For those who have had an induction:		
	Did your induction cover everything you needed to know about this prison?	59%	47%
ON THE WING			
4.2	Is your cell call bell normally answered within 5 minutes?	39%	34%
4.3	On the wing or houseblock you are currently living on:		
	Do you normally have enough clean clothing that fits you?	59%	42%
	Can you have access to a shower every day?	94%	88%
4.4	Is it normally quiet enough on the wing or houseblock for you to relax:		
	During the day?	77%	51%
	At night?	87%	76%
4.6	Have you been on an ACCT in this prison?	33%	25%
	For those who have been on an ACCT:		
	Did you feel cared for by staff?	50%	34%
FOOD AND CANTEEN			
5.1	Is the quality of the food in this prison very/quite good?	30%	13%
5.2	Do you get enough to eat at mealtimes always/most of the time?	30%	15%
5.3	Does the shop/canteen sell the things that you need?	66%	46%
RELATIONSHIPS WITH STAFF			
6.1	Do most staff here treat you with respect?	74%	72%

Shading is used to indicate statistical significance*, as follows:



Green shading shows results that are significantly more positive than the comparator

Blue shading shows results that are significantly more negative than the comparator

Orange shading shows significant differences in demographics and background information

No shading means that differences are not significant and may have occurred by chance

Grey shading indicates that we have no valid data for this question

* less than 1% probability that the difference is due to chance

Number of completed questionnaires returned

50 and over	Under 50
34	136

6.2	Are there any staff here you could turn to if you had a problem?	81%	68%
6.3	In the last week, has any member of staff talked to you about how you are getting on?	39%	35%
6.5	Are prisoners here consulted about things like food, canteen or wing issues?	44%	44%
6.6	If you wanted to, can you talk to managers, governors or directors in this prison?	34%	18%
6.7	<i>For those who have shared a problem with a manager, governor or director:</i>		
	Did they try to help you?	40%	20%
FAITH			
7.2	Are you able to speak to the Chaplaincy team in private, if you want to?	59%	64%
	<i>For those who have a religion:</i>		
7.4	Are you able to go to religious services, if you want to?	70%	81%
7.5	Are your religious beliefs respected here?	75%	62%
CONTACT WITH FAMILY AND FRIENDS			
8.3	Are your visitors usually treated respectfully by staff all/most of the time?	88%	59%
8.5	Have staff here encouraged you to keep in touch with your family and friends?	40%	22%
8.7	Are you able to use a phone every day (if you have credit)?	93%	90%
TIME OUT OF CELL			
9.2	Do you usually spend less than 2 hours out of your cell on Monday - Fridays?	32%	29%
	Do you usually spend 10 hours or more out of your cell on Monday - Fridays?	0%	2%
	Do you usually spend less than 2 hours out of your cell each day on Saturday - Sundays?	0%	13%
	Do you usually spend 10 hours or more out of your cell each day on Saturday - Sundays?	0%	1%
9.3	Are you able to do the following more than 5 days in a normal week?		
	Exercise outside	63%	55%
	Go to the gym or play sports	3%	3%
9.6	Does the library have a wide enough range of materials to meet your needs?	68%	52%
APPLICATIONS, COMPLAINTS AND LEGAL RIGHTS			
10.1	Is it easy for you to make an application?	81%	69%
	<i>For those who have made an application are they usually dealt with:</i>		

Blue shading shows results that are significantly more negative than the comparator

No shading means that differences are not significant and may have occurred by chance

Grey shading indicates that we have no valid data for this question

* less than 1% probability that the difference is due to chance

	50 and over	Under 50
Number of completed questionnaires returned	34	136

10.2	Fairly?	54%	31%
10.3	Is it easy for you to make a complaint?	61%	61%
	<i>For those who have made a complaint are they usually dealt with:</i>		
10.4	Fairly?	38%	17%
10.5	Have you ever been prevented from making a complaint here when you wanted to?	16%	38%
HEALTH CARE			
11.1	Since arriving in this prison have you experienced any delays getting these things?		
	Your medication	70%	77%
	Your outside medical appointments	61%	56%
	Your agreed social care package	67%	51%
11.2	Is it very/quite easy to see?:		
	Doctor	10%	24%
	Nurse	45%	40%
	Dentist	22%	17%
	Pharmacist	35%	29%
	Mental health worker	26%	27%
	Substance misuse worker	35%	27%
11.4	Do you think the overall quality of the health services here is very/quite good?	35%	26%
11.6	Are you able to lead a healthy lifestyle here (in relation to your physical, mental, dietary needs, emotional and social well-being) always/most of the time?	45%	29%
OTHER SUPPORT NEEDS			
12.1	Do you consider yourself to have a disability (long-term physical, mental or learning needs that affect your day-to-day life)?	55%	38%
	<i>For those who have a disability:</i>		
12.2	Are you getting the support you need?	41%	24%
12.3	Do you have any mental health problems?	48%	55%
	<i>For those who have any mental health problems:</i>		
12.4	Have you been helped with your mental health problems in this prison?	38%	25%
12.5	Has your mental health got better since arriving at this prison?	7%	10%



Blue shading shows results that are significantly more negative than the comparator

No shading means that differences are not significant and may have occurred by chance

* less than 1% probability that the difference is due to chance

d	34	50 and over
	136	Under 50

13.3	Have you developed a drug or alcohol problem in this prison (including medication not prescribed to you)?	13%	16%
------	---	-----	-----

14.1	Have you ever felt unsafe here?	50%	62%
------	---------------------------------	-----	-----

14.2	Do you feel unsafe now?	33%	30%
------	-------------------------	-----	-----

14.3	Would you report it if you were being bullied/victimised in this prison by:		
	Other prisoners?	63%	27%
	Staff?	75%	39%

14.4	Have you been bullied/victimised in this prison by other prisoners?	38%	39%
	Have you been bullied/victimised in this prison by staff?	39%	46%

15.1	Does this prison:
------	-------------------

	Reward good behaviour fairly?	19%	10%
	Deal with bad behaviour fairly?	16%	20%

15.3	Do the opportunities and rewards motivate you to behave well?	100%	75%
------	---	------	-----

15.4	Do you think the culture in this prison encourages prisoners to behave well?	9%	11%
------	--	----	-----

15.5	Have you been physically restrained by staff in this prison in the last 6 months?	32%	26%
-------------	---	------------	------------

15.6	Have you spent one or more nights in the segregation unit in this prison in the last 6 months?	32%	28%
------	--	-----	-----

16.1	<i>For those who have needed support:</i>		
	Have you been supported (this could include education or wing staff, peer support or		

Have you ever supported (this could include education or training staff, peer support or anyone else)?	64%	57%
--	-----	-----

16.2	Do you have any learning difficulties (dyslexia or any other conditions that affect on your learning)?	24%	32%
------	--	-----	-----

16.5	Has the prison allocated you to the education, training or work that will help you when you are released?	35%	41%
------	---	-----	-----

17.1	Do you have a sentence plan?	52%	69%
------	------------------------------	-----	-----

Shading is used to indicate statistical significance*, as follows:



Green shading shows results that are significantly more positive than the comparator

Blue shading shows results that are significantly more negative than the comparator

Orange shading shows significant differences in demographics and background information

No shading means that differences are not significant and may have occurred by chance

Grey shading indicates that we have no valid data for this question

** less than 1% probability that the difference is due to chance*

	50 and over	Under 50
Number of completed questionnaires returned	34	136

	<i>For those who have a sentence plan:</i>		
17.2	Do you know what your objectives or targets are?	87%	95%
	<i>For those who know what their objectives or targets are:</i>		
	Are any staff here supporting you to achieve the objectives or targets?	69%	39%
RETURNING TO THE COMMUNITY			
	<i>For those who expect to be released in the next 3 months:</i>		
18.3	Is anybody helping you to get ready for your release (people like Prison or Community Offender Managers)?	29%	55%
FINAL QUESTIONS ABOUT THIS PRISON			
20.1	Do you think your experiences in this prison have made you less likely to offend in the future?	48%	45%


HMP Onley 2025

Comparison of survey responses between sub-populations of prisoners

In this table responses of all other ethnic groups combined are compared with those of white prisoners.

Please note that these analyses are based on summary data from selected survey questions only.

Shading is used to indicate statistical significance*, as follows:



Green shading shows results that are significantly more positive than the comparator

Blue shading shows results that are significantly more negative than the comparator

Orange shading shows significant differences in demographics and background information

No shading means that differences are not significant and may have occurred by chance

Grey shading indicates that we have no valid data for this question

* less than 1% probability that the difference is due to chance

	All other ethnic groups combined	White prisoners
Number of completed questionnaires returned	81	87

DEMOGRAPHICS AND OTHER BACKGROUND INFORMATION			
1.2	Are you under 25 years of age?	9%	3%
	Are you 50 years of age or older?	11%	29%
1.3	Are you from an ethnic group other than white?		
	Are you from a white Gypsy or Irish Traveller or Roma ethnic group?		7%
7.3	Are you Muslim?	39%	4%
12.1	Do you consider yourself to have a disability (long-term physical, mental or learning needs that affect your day-to-day life)?	39%	45%
12.3	Do you have any mental health problems?	53%	56%
19.2	Are you a foreign national?	4%	4%
19.3	Have you ever been in local authority care (e.g. lived with foster parents or in a children's home, or had a social worker, while you were under 18 years old)?	28%	22%
19.5	Is your gender female, non-binary or other?	1%	1%
19.6	Do you identify as transgender or trans?	1%	4%
19.7	Are you homosexual, bisexual or other sexual orientation?	1%	2%
ARRIVAL AND RECEPTION			
2.2	When you were searched in reception, was this done in a respectful way?	71%	85%
2.3	Overall, were you treated very/quite well in reception?	64%	84%
2.4	When you first arrived, did you have problems with?:		
	Feeling depressed	47%	42%
	Feeling suicidal	14%	13%
	Needing protection from other prisoners	25%	12%

Shading is used to indicate statistical significance*, as follows:



- Green shading shows results that are significantly more positive than the comparator
- Blue shading shows results that are significantly more negative than the comparator
- Orange shading shows significant differences in demographics and background information
- No shading means that differences are not significant and may have occurred by chance
- Grey shading indicates that we have no valid data for this question

* less than 1% probability that the difference is due to chance

Number of completed questionnaires returned

All other ethnic groups combined	White prisoners
81	87

<i>For those who had the following problems, did staff help you with?:</i>			
	Feeling depressed	14%	27%
	Feeling suicidal	25%	0%
	Needing protection from other prisoners	14%	14%
2.5	Were you able to talk to a member of staff in private?	33%	47%
FIRST NIGHT AND INDUCTION			
3.3	Did you feel safe on your first night here?	60%	73%
3.6	Have you had an induction at this prison?	88%	86%
	<i>For those who have had an induction:</i>		
	Did your induction cover everything you needed to know about this prison?	43%	56%
ON THE WING			
4.2	Is your cell call bell normally answered within 5 minutes?	37%	32%
4.3	On the wing or houseblock you are currently living on:		
	Do you normally have enough clean clothing that fits you?	40%	49%
	Can you have access to a shower every day?	88%	89%
4.4	Is it normally quiet enough on the wing or houseblock for you to relax:		
	During the day?	58%	54%
	At night?	84%	72%
4.6	Have you been on an ACCT in this prison?	18%	35%
	<i>For those who have been on an ACCT:</i>		
	Did you feel cared for by staff?	31%	38%
FOOD AND CANTEEN			
5.1	Is the quality of the food in this prison very/quite good?	12%	20%
5.2	Do you get enough to eat at mealtimes always/most of the time?	19%	18%
5.3	Does the shop/canteen sell the things that you need?	32%	68%
RELATIONSHIPS WITH STAFF			
6.1	Do most staff here treat you with respect?	62%	80%

Shading is used to indicate statistical significance*, as follows:

	Green shading shows results that are significantly more positive than the comparator
	Blue shading shows results that are significantly more negative than the comparator
	Orange shading shows significant differences in demographics and background information
	No shading means that differences are not significant and may have occurred by chance
	Grey shading indicates that we have no valid data for this question

** less than 1% probability that the difference is due to chance*

Number of completed questionnaires returned

All other ethnic groups combined	White prisoners
81	87

6.2	Are there any staff here you could turn to if you had a problem?	64%	77%
6.3	In the last week, has any member of staff talked to you about how you are getting on?	35%	37%
6.5	Are prisoners here consulted about things like food, canteen or wing issues?	44%	43%
6.6	If you wanted to, can you talk to managers, governors or directors in this prison?	17%	23%
6.7	<i>For those who have shared a problem with a manager, governor or director:</i>		
	Did they try to help you?	22%	22%

FAITH

7.2	Are you able to speak to the Chaplaincy team in private, if you want to?	56%	70%
	<i>For those who have a religion:</i>		
7.4	Are you able to go to religious services, if you want to?	78%	82%
7.5	Are your religious beliefs respected here?	61%	69%

CONTACT WITH FAMILY AND FRIENDS

8.3	Are your visitors usually treated respectfully by staff all/most of the time?	60%	66%
8.5	Have staff here encouraged you to keep in touch with your family and friends?	21%	27%
8.7	Are you able to use a phone every day (if you have credit)?	87%	94%

TIME OUT OF CELL

9.2	Do you usually spend less than 2 hours out of your cell on Monday - Fridays?	33%	28%
	Do you usually spend 10 hours or more out of your cell on Monday - Fridays?	1%	1%
	Do you usually spend less than 2 hours out of your cell each day on Saturday - Sundays?	18%	5%
	Do you usually spend 10 hours or more out of your cell each day on Saturday - Sundays?	0%	1%
9.3	Are you able to do the following more than 5 days in a normal week?		
	Exercise outside	52%	62%
	Go to the gym or play sports	4%	3%
9.6	Does the library have a wide enough range of materials to meet your needs?	46%	65%

APPLICATIONS, COMPLAINTS AND LEGAL RIGHTS

10.1	Is it easy for you to make an application?	65%	76%
	<i>For those who have made an application are they usually dealt with:</i>		

Shading is used to indicate statistical significance*, as follows:

	Green shading shows results that are significantly more positive than the comparator
	Blue shading shows results that are significantly more negative than the comparator
	Orange shading shows significant differences in demographics and background information
	No shading means that differences are not significant and may have occurred by chance
	Grey shading indicates that we have no valid data for this question

* less than 1% probability that the difference is due to chance

Number of completed questionnaires returned

All other ethnic groups combined	White prisoners
81	87

10.2	Fairly?	26%	44%
10.3	Is it easy for you to make a complaint?	55%	66%
	<i>For those who have made a complaint are they usually dealt with:</i>		
10.4	Fairly?	17%	24%
10.5	Have you ever been prevented from making a complaint here when you wanted to?	41%	29%
HEALTH CARE			
11.1	Since arriving in this prison have you experienced any delays getting these things?		
	Your medication	76%	75%
	Your outside medical appointments	60%	55%
	Your agreed social care package	47%	59%
11.2	Is it very/quite easy to see?:		
	Doctor	11%	29%
	Nurse	36%	45%
	Dentist	5%	27%
	Pharmacist	24%	35%
	Mental health worker	24%	29%
	Substance misuse worker	16%	39%
11.4	Do you think the overall quality of the health services here is very/quite good?	19%	35%
11.6	Are you able to lead a healthy lifestyle here (in relation to your physical, mental, dietary needs, emotional and social well-being) always/most of the time?	32%	32%
OTHER SUPPORT NEEDS			
12.1	Do you consider yourself to have a disability (long-term physical, mental or learning needs that affect your day-to-day life)?	39%	45%
	<i>For those who have a disability:</i>		
12.2	Are you getting the support you need?	25%	31%
12.3	Do you have any mental health problems?	53%	56%
	<i>For those who have any mental health problems:</i>		
12.4	Have you been helped with your mental health problems in this prison?	24%	30%
12.5	Has your mental health got better since arriving at this prison?	9%	10%

Shading is used to indicate statistical significance*, as follows:

	Green shading shows results that are significantly more positive than the comparator
	Blue shading shows results that are significantly more negative than the comparator
	Orange shading shows significant differences in demographics and background information
	No shading means that differences are not significant and may have occurred by chance
	Grey shading indicates that we have no valid data for this question

** less than 1% probability that the difference is due to chance*

	All other ethnic groups combined	White prisoners
Number of completed questionnaires returned	81	87

ALCOHOL AND DRUGS			
13.3	Have you developed a drug or alcohol problem in this prison (including medication not prescribed to you)?	5%	26%
SAFETY			
14.1	Have you ever felt unsafe here?	66%	55%
14.2	Do you feel unsafe now?	38%	26%
14.3	Would you report it if you were being bullied/victimised in this prison by:		
	Other prisoners?	28%	39%
	Staff?	46%	41%
14.4	Have you been bullied/victimised in this prison by other prisoners?	36%	43%
	Have you been bullied/victimised in this prison by staff?	54%	37%
BEHAVIOUR MANAGEMENT			
15.1	Does this prison:		
	Reward good behaviour fairly?	8%	14%
	Deal with bad behaviour fairly?	23%	15%
	<i>For those who know that there are opportunities and rewards:</i>		
15.3	Do the opportunities and rewards motivate you to behave well?	100%	82%
15.4	Do you think the culture in this prison encourages prisoners to behave well?	10%	10%
15.5	Have you been physically restrained by staff in this prison in the last 6 months?	29%	28%
15.6	Have you spent one or more nights in the segregation unit in this prison in the last 6 months?	22%	34%
EDUCATION, SKILLS AND WORK			
16.1	<i>For those who have needed support:</i>		
	Have you been supported (this could include education or wing staff, peer support or anyone else)?	50%	64%
16.2	Do you have any learning difficulties (dyslexia or any other conditions that affect on your learning)?	29%	33%
16.5	Has the prison allocated you to the education, training or work that will help you when you are released?	39%	40%
SENTENCE PLAN			
17.1	Do you have a sentence plan?	69%	61%

Shading is used to indicate statistical significance*, as follows:



Green shading shows results that are significantly more positive than the comparator

Blue shading shows results that are significantly more negative than the comparator

Orange shading shows significant differences in demographics and background information

No shading means that differences are not significant and may have occurred by chance

Grey shading indicates that we have no valid data for this question

* less than 1% probability that the difference is due to chance

Number of completed questionnaires returned

All other ethnic groups combined	White prisoners
81	87

	<i>For those who have a sentence plan:</i>		
17.2	Do you know what your objectives or targets are?	98%	89%
	<i>For those who know what their objectives or targets are:</i>		
	Are any staff here supporting you to achieve the objectives or targets?	39%	46%
RETURNING TO THE COMMUNITY			
	<i>For those who expect to be released in the next 3 months:</i>		
18.3	Is anybody helping you to get ready for your release (people like Prison or Community Offender Managers)?	43%	58%
FINAL QUESTIONS ABOUT THIS PRISON			
20.1	Do you think your experiences in this prison have made you less likely to offend in the future?	49%	41%

HMP Onley 2025

Comparison of survey responses between sub-populations of prisoners

In this table responses of Muslim prisoners are compared with those of non-Muslim prisoners.

Please note that these analyses are based on summary data from selected survey questions only.

Shading is used to indicate statistical significance*, as follows:



Green shading shows results that are significantly more positive than the comparator

Blue shading shows results that are significantly more negative than the comparator

Orange shading shows significant differences in demographics and background information

No shading means that differences are not significant and may have occurred by chance

Grey shading indicates that we have no valid data for this question

* less than 1% probability that the difference is due to chance

	Muslim	Non-Muslim
Number of completed questionnaires returned	35	132

DEMOGRAPHICS AND OTHER BACKGROUND INFORMATION			
1.2	Are you under 25 years of age?	3%	7%
	Are you 50 years of age or older?	6%	24%
1.3	Are you from an ethnic group other than white?	91%	37%
	Are you from a white Gypsy or Irish Traveller or Roma ethnic group?	0%	5%
7.3	Are you Muslim?		
12.1	Do you consider yourself to have a disability (long-term physical, mental or learning needs that affect your day-to-day life)?	27%	46%
12.3	Do you have any mental health problems?	55%	54%
19.2	Are you a foreign national?	3%	5%
19.3	Have you ever been in local authority care (e.g. lived with foster parents or in a children's home, or had a social worker, while you were under 18 years old)?	24%	25%
19.5	Is your gender female, non-binary or other?	0%	2%
19.6	Do you identify as transgender or trans?	0%	3%
19.7	Are you homosexual, bisexual or other sexual orientation?	0%	2%
ARRIVAL AND RECEPTION			
2.2	When you were searched in reception, was this done in a respectful way?	65%	80%
2.3	Overall, were you treated very/quite well in reception?	49%	79%
2.4	When you first arrived, did you have problems with?:		
	Feeling depressed	45%	45%
	Feeling suicidal	8%	15%
	Needing protection from other prisoners	23%	17%

Shading is used to indicate statistical significance*, as follows:



Green shading shows results that are significantly more positive than the comparator

Blue shading shows results that are significantly more negative than the comparator

Orange shading shows significant differences in demographics and background information

No shading means that differences are not significant and may have occurred by chance

Grey shading indicates that we have no valid data for this question

* less than 1% probability that the difference is due to chance

Number of completed questionnaires returned

	Muslim	Non-Muslim
	35	132

	<i>For those who had the following problems, did staff help you with?:</i>	
	Feeling depressed	0% 25%
	Feeling suicidal	0% 15%
	Needing protection from other prisoners	0% 20%
2.5	Were you able to talk to a member of staff in private?	38% 39%
FIRST NIGHT AND INDUCTION		
3.3	Did you feel safe on your first night here?	57% 69%
3.6	Have you had an induction at this prison?	82% 88%
	<i>For those who have had an induction:</i>	
	Did your induction cover everything you needed to know about this prison?	29% 55%
ON THE WING		
4.2	Is your cell call bell normally answered within 5 minutes?	29% 36%
4.3	On the wing or houseblock you are currently living on:	
	Do you normally have enough clean clothing that fits you?	49% 44%
	Can you have access to a shower every day?	83% 91%
4.4	Is it normally quiet enough on the wing or houseblock for you to relax:	
	During the day?	47% 59%
	At night?	74% 78%
4.6	Have you been on an ACCT in this prison?	22% 27%
	<i>For those who have been on an ACCT:</i>	
	Did you feel cared for by staff?	29% 38%
FOOD AND CANTEEN		
5.1	Is the quality of the food in this prison very/quite good?	9% 18%
5.2	Do you get enough to eat at mealtimes always/most of the time?	21% 17%
5.3	Does the shop/canteen sell the things that you need?	41% 52%
RELATIONSHIPS WITH STAFF		
6.1	Do most staff here treat you with respect?	62% 75%

Shading is used to indicate statistical significance*, as follows:



- Green shading shows results that are significantly more positive than the comparator
- Blue shading shows results that are significantly more negative than the comparator
- Orange shading shows significant differences in demographics and background information
- No shading means that differences are not significant and may have occurred by chance
- Grey shading indicates that we have no valid data for this question

* less than 1% probability that the difference is due to chance

Number of completed questionnaires returned

	Muslim	Non-Muslim
	35	132

6.2	Are there any staff here you could turn to if you had a problem?	65%	72%
6.3	In the last week, has any member of staff talked to you about how you are getting on?	43%	33%
6.5	Are prisoners here consulted about things like food, canteen or wing issues?	41%	43%
6.6	If you wanted to, can you talk to managers, governors or directors in this prison?	12%	23%
6.7	<i>For those who have shared a problem with a manager, governor or director:</i>		
	Did they try to help you?	15%	26%
FAITH			
7.2	Are you able to speak to the Chaplaincy team in private, if you want to?	71%	61%
	<i>For those who have a religion:</i>		
7.4	Are you able to go to religious services, if you want to?	94%	73%
7.5	Are your religious beliefs respected here?	62%	65%
CONTACT WITH FAMILY AND FRIENDS			
8.3	Are your visitors usually treated respectfully by staff all/most of the time?	55%	68%
8.5	Have staff here encouraged you to keep in touch with your family and friends?	17%	26%
8.7	Are you able to use a phone every day (if you have credit)?	88%	91%
TIME OUT OF CELL			
9.2	Do you usually spend less than 2 hours out of your cell on Monday - Fridays?	37%	29%
	Do you usually spend 10 hours or more out of your cell on Monday - Fridays?	0%	1%
	Do you usually spend less than 2 hours out of your cell each day on Saturday - Sundays?	22%	8%
	Do you usually spend 10 hours or more out of your cell each day on Saturday - Sundays?	0%	1%
9.3	Are you able to do the following more than 5 days in a normal week?		
	Exercise outside	59%	56%
	Go to the gym or play sports	3%	3%
9.6	Does the library have a wide enough range of materials to meet your needs?	36%	59%
APPLICATIONS, COMPLAINTS AND LEGAL RIGHTS			
10.1	Is it easy for you to make an application?	57%	76%
	<i>For those who have made an application are they usually dealt with:</i>		

Shading is used to indicate statistical significance*, as follows:



Green shading shows results that are significantly more positive than the comparator

Blue shading shows results that are significantly more negative than the comparator

Orange shading shows significant differences in demographics and background information

No shading means that differences are not significant and may have occurred by chance

Grey shading indicates that we have no valid data for this question

* less than 1% probability that the difference is due to chance

Number of completed questionnaires returned

Muslim	Non-Muslim
35	132

10.2	Fairly?	19%	38%
10.3	Is it easy for you to make a complaint?	62%	60%
	<i>For those who have made a complaint are they usually dealt with:</i>		
10.4	Fairly?	12%	23%
10.5	Have you ever been prevented from making a complaint here when you wanted to?	45%	32%
HEALTH CARE			
11.1	Since arriving in this prison have you experienced any delays getting these things?		
	Your medication	85%	72%
	Your outside medical appointments	70%	53%
	Your agreed social care package	56%	52%
11.2	Is it very/quite easy to see?:		
	Doctor	12%	23%
	Nurse	33%	43%
	Dentist	6%	21%
	Pharmacist	26%	31%
	Mental health worker	21%	28%
	Substance misuse worker	15%	33%
11.4	Do you think the overall quality of the health services here is very/quite good?	9%	31%
11.6	Are you able to lead a healthy lifestyle here (in relation to your physical, mental, dietary needs, emotional and social well-being) always/most of the time?	22%	34%
OTHER SUPPORT NEEDS			
12.1	Do you consider yourself to have a disability (long-term physical, mental or learning needs that affect your day-to-day life)?	27%	46%
	<i>For those who have a disability:</i>		
12.2	Are you getting the support you need?	13%	33%
12.3	Do you have any mental health problems?	55%	54%
	<i>For those who have any mental health problems:</i>		
12.4	Have you been helped with your mental health problems in this prison?	28%	27%
12.5	Has your mental health got better since arriving at this prison?	13%	9%

Blue shading shows results that are significantly more negative than the comparator

No shading means that differences are not significant and may have occurred by chance

* less than 1% probability that the difference is due to chance

	Muslim	
d	35	132

13.3	Have you developed a drug or alcohol problem in this prison (including medication not prescribed to you)?	6%	18%
------	---	----	-----


14.1	Have you ever felt unsafe here?	61%	60%
14.2	Do you feel unsafe now?	36%	30%
14.3	Would you report it if you were being bullied/victimised in this prison by:		
	Other prisoners?	25%	36%
	Staff?	29%	50%
14.4	Have you been bullied/victimised in this prison by other prisoners?	42%	38%
	Have you been bullied/victimised in this prison by staff?	56%	43%

15.1	Does this prison:		
	Reward good behaviour fairly?	6%	13%
	Deal with bad behaviour fairly?	29%	16%
	<i>For those who know that there are opportunities and rewards:</i>		
15.3	Do the opportunities and rewards motivate you to behave well?	100%	82%
15.4	Do you think the culture in this prison encourages prisoners to behave well?	9%	10%
15.5	Have you been physically restrained by staff in this prison in the last 6 months?	24%	29%
15.6	Have you spent one or more nights in the segregation unit in this prison in the last 6 months?	31%	29%

16.1	<i>For those who have needed support:</i>		
	Have you been supported (this could include education or wing staff, peer support or anyone else)?	50%	62%
16.2	Do you have any learning difficulties (dyslexia or any other conditions that affect on your learning)?	28%	30%
16.5	Has the prison allocated you to the education, training or work that will help you when you are released?	37%	40%

17.1	Do you have a sentence plan?	80%	61%
------	------------------------------	-----	-----

Shading is used to indicate statistical significance*, as follows:



Green shading shows results that are significantly more positive than the comparator

Blue shading shows results that are significantly more negative than the comparator

Orange shading shows significant differences in demographics and background information

No shading means that differences are not significant and may have occurred by chance

Grey shading indicates that we have no valid data for this question

* less than 1% probability that the difference is due to chance

Number of completed questionnaires returned

Muslim	Non-Muslim
35	132

	<i>For those who have a sentence plan:</i>		
17.2	Do you know what your objectives or targets are?	100%	91%
	<i>For those who know what their objectives or targets are:</i>		
	Are any staff here supporting you to achieve the objectives or targets?	30%	48%
RETURNING TO THE COMMUNITY			
	<i>For those who expect to be released in the next 3 months:</i>		
18.3	Is anybody helping you to get ready for your release (people like Prison or Community Offender Managers)?	50%	51%
FINAL QUESTIONS ABOUT THIS PRISON			
20.1	Do you think your experiences in this prison have made you less likely to offend in the future?	34%	49%

HMP Onley 2025

Comparison of survey responses between sub-populations of prisoners

In this table responses of prisoners who reported that they had a disability are compared with those who did not.

Please note that these analyses are based on summary data from selected survey questions only.

Shading is used to indicate statistical significance*, as follows:



Green shading shows results that are significantly more positive than the comparator

Blue shading shows results that are significantly more negative than the comparator

Orange shading shows significant differences in demographics and background information

No shading means that differences are not significant and may have occurred by chance

Grey shading indicates that we have no valid data for this question

* less than 1% probability that the difference is due to chance

	Have a disability	Do not have a disability
Number of completed questionnaires returned	67	93

DEMOGRAPHICS AND OTHER BACKGROUND INFORMATION			
1.2	Are you under 25 years of age?	6%	5%
	Are you 50 years of age or older?	28%	16%
1.3	Are you from an ethnic group other than white?	44%	49%
	Are you from a white Gypsy or Irish Traveller or Roma ethnic group?	9%	0%
7.3	Are you Muslim?	14%	26%
12.1	Do you consider yourself to have a disability (long-term physical, mental or learning needs)?		
12.3	Do you have any mental health problems?	85%	32%
19.2	Are you a foreign national?	3%	4%
19.3	Have you ever been in local authority care (e.g. lived with foster parents or in a children's home, or had a social worker, while you were under 18 years old)?	40%	15%
19.5	Is your gender female, non-binary or other?	2%	0%
19.6	Do you identify as transgender or trans?	3%	0%
19.7	Are you homosexual, bisexual or other sexual orientation?	5%	0%
ARRIVAL AND RECEPTION			
2.2	When you were searched in reception, was this done in a respectful way?	68%	86%
2.3	Overall, were you treated very/quite well in reception?	71%	76%
2.4	When you first arrived, did you have problems with?:		
	Feeling depressed	61%	33%
	Feeling suicidal	27%	6%
	Needing protection from other prisoners	24%	16%

Shading is used to indicate statistical significance*, as follows:



Green shading shows results that are significantly more positive than the comparator

Blue shading shows results that are significantly more negative than the comparator

Orange shading shows significant differences in demographics and background information

No shading means that differences are not significant and may have occurred by chance

Grey shading indicates that we have no valid data for this question


* less than 1% probability that the difference is due to chance

Number of completed questionnaires returned

Have a disability	Do not have a disability
67	93

<i>For those who had the following problems, did staff help you with?:</i>			
	Feeling depressed	16%	21%
	Feeling suicidal	8%	25%
	Needing protection from other prisoners	10%	18%
2.5	Were you able to talk to a member of staff in private?	41%	40%
FIRST NIGHT AND INDUCTION			
3.3	Did you feel safe on your first night here?	60%	72%
3.6	Have you had an induction at this prison?	82%	89%
	<i>For those who have had an induction:</i>		
	Did your induction cover everything you needed to know about this prison?	49%	49%
ON THE WING			
4.2	Is your cell call bell normally answered within 5 minutes?	35%	37%
4.3	On the wing or houseblock you are currently living on:		
	Do you normally have enough clean clothing that fits you?	32%	53%
	Can you have access to a shower every day?	85%	92%
4.4	Is it normally quiet enough on the wing or houseblock for you to relax:		
	During the day?	50%	61%
	At night?	73%	81%
4.6	Have you been on an ACCT in this prison?	41%	17%
	<i>For those who have been on an ACCT:</i>		
	Did you feel cared for by staff?	36%	40%
FOOD AND CANTEEN			
5.1	Is the quality of the food in this prison very/quite good?	15%	17%
5.2	Do you get enough to eat at mealtimes always/most of the time?	14%	21%
5.3	Does the shop/canteen sell the things that you need?	47%	56%
RELATIONSHIPS WITH STAFF			
6.1	Do most staff here treat you with respect?	71%	76%

Shading is used to indicate statistical significance*, as follows:



Green shading shows results that are significantly more positive than the comparator

Blue shading shows results that are significantly more negative than the comparator

Orange shading shows significant differences in demographics and background information

No shading means that differences are not significant and may have occurred by chance

Grey shading indicates that we have no valid data for this question

* less than 1% probability that the difference is due to chance

Number of completed questionnaires returned

Have a disability	Do not have a disability
67	93

6.2	Are there any staff here you could turn to if you had a problem?	73%	71%
6.3	In the last week, has any member of staff talked to you about how you are getting on?	32%	40%
6.5	Are prisoners here consulted about things like food, canteen or wing issues?	49%	39%
6.6	If you wanted to, can you talk to managers, governors or directors in this prison?	30%	16%
6.7	<i>For those who have shared a problem with a manager, governor or director:</i>		
	Did they try to help you?	27%	25%
FAITH			
7.2	Are you able to speak to the Chaplaincy team in private, if you want to?	65%	61%
	<i>For those who have a religion:</i>		
7.4	Are you able to go to religious services, if you want to?	67%	88%
7.5	Are your religious beliefs respected here?	61%	68%
CONTACT WITH FAMILY AND FRIENDS			
8.3	Are your visitors usually treated respectfully by staff all/ most of the time?	61%	68%
8.5	Have staff here encouraged you to keep in touch with your family/friends?	26%	25%
8.7	Are you able to use a phone every day (if you have credit)?	91%	91%
TIME OUT OF CELL			
9.2	Do you usually spend less than 2 hours out of your cell on Monday - Fridays?	35%	26%
	Do you usually spend 10 hours or more out of your cell on Monday - Fridays?	2%	1%
	Do you usually spend less than 2 hours out of your cell each day on Saturday - Sundays?	10%	12%
	Do you usually spend 10 hours or more out of your cell each day on Saturday - Sundays?	0%	1%
9.3	Are you able to do the following more than 5 days in a normal week?		
	Exercise outside	58%	58%
	Go to the gym or play sports	5%	2%
9.6	Does the library have a wide enough range of materials to meet your needs?	51%	58%
APPLICATIONS, COMPLAINTS AND LEGAL RIGHTS			
10.1	Is it easy for you to make an application?	74%	71%
	<i>For those who have made an application are they usually dealt with:</i>		

Shading is used to indicate statistical significance*, as follows:

	Green shading shows results that are significantly more positive than the comparator
	Blue shading shows results that are significantly more negative than the comparator
	Orange shading shows significant differences in demographics and background information
	No shading means that differences are not significant and may have occurred by chance
	Grey shading indicates that we have no valid data for this question

* less than 1% probability that the difference is due to chance

	Have a disability	Do not have a disability
Number of completed questionnaires returned	67	93

10.2	Fairly?	38%	33%
10.3	Is it easy for you to make a complaint?	63%	62%
	<i>For those who have made a complaint are they usually dealt with:</i>		
10.4	Fairly?	18%	22%
10.5	Have you ever been prevented from making a complaint here when you wanted to?	40%	33%
HEALTH CARE			
11.1	Since arriving in this prison, have you experienced any delays accessing?:		
	Your medication	88%	66%
	Your outside medical appointments	69%	47%
	Your agreed social care package	63%	44%
11.2	Is it very/quite easy to see?:		
	Doctor	19%	21%
	Nurse	43%	38%
	Dentist	20%	15%
	Pharmacist	27%	30%
	Mental health worker	32%	22%
	Substance misuse worker	38%	21%
11.4	Do you think the overall quality of the health services here is very/quite good?	29%	26%
11.6	Are you able to lead a healthy lifestyle here (in relation to your physical, mental, dietary needs, emotional and social well-being) always/most of the time?	30%	33%
OTHER SUPPORT NEEDS			
12.1	Do you consider yourself to have a disability (long-term physical, mental or learning needs)?		
	<i>For those who have a disability:</i>		
12.2	Are you getting the support you need?	30%	
12.3	Do you have any mental health problems?	85%	32%
	<i>For those who have needed help with their mental health problems:</i>		
12.4	Have you been helped with your mental health problems in this prison?	28%	24%
12.5	Has your mental health got better since arriving at this prison?	11%	8%

Shading is used to indicate statistical significance*, as follows:

	Green shading shows results that are significantly more positive than the comparator
	Blue shading shows results that are significantly more negative than the comparator
	Orange shading shows significant differences in demographics and background information
	No shading means that differences are not significant and may have occurred by chance
	Grey shading indicates that we have no valid data for this question

** less than 1% probability that the difference is due to chance*

	Have a disability	Do not have a disability
Number of completed questionnaires returned	67	93

ALCOHOL AND DRUGS			
13.3	Have you developed a drug or alcohol problem in this prison (including medication not prescribed to you)?	27%	9%
SAFETY			
14.1	Have you ever felt unsafe here?	65%	55%
14.2	Do you feel unsafe now?	38%	26%
14.3	Would you report it if you were being bullied/victimised in this prison by:		
	Other prisoners?	41%	29%
	Staff?	50%	42%
14.4	Have you been bullied/victimised in this prison by other prisoners?	49%	32%
	Have you been bullied/victimised in this prison by staff?	57%	38%
BEHAVIOUR MANAGEMENT			
15.1	Does this prison:		
	Reward good behaviour fairly?	15%	10%
	Deal with bad behaviour fairly?	23%	17%
	<i>For those who know that there are opportunities and rewards:</i>		
15.3	Do the opportunities and rewards motivate you to behave well?	83%	83%
15.4	Do you think the culture in this prison encourages prisoners to behave well?	16%	7%
15.5	Have you been physically restrained by staff in this prison in the last 6 months?	32%	26%
15.6	Have you spent one or more nights in the segregation unit in this prison in the last 6 months?	34%	26%
EDUCATION, SKILLS AND WORK			
16.1	<i>For those who have needed support:</i>		
	Have you been supported (this could include education or wing staff, peer support or anyone else)?	64%	52%
16.2	Do you have any learning difficulties (dyslexia or any other conditions that affect on your learning)?	56%	13%
16.5	Has the prison allocated you to the education, training or work that will help you when you are released?	35%	42%
SENTENCE PLAN			
17.1	Do you have a sentence plan?	59%	69%

Shading is used to indicate statistical significance*, as follows:



Green shading shows results that are significantly more positive than the comparator

Blue shading shows results that are significantly more negative than the comparator

Orange shading shows significant differences in demographics and background information

No shading means that differences are not significant and may have occurred by chance

Grey shading indicates that we have no valid data for this question

* less than 1% probability that the difference is due to chance

Number of completed questionnaires returned

Have a disability	Do not have a disability
67	93

	<i>For those who have a sentence plan:</i>		
17.2	Do you know what your objectives or targets are?	94%	93%
	<i>For those who know what their objectives or targets are:</i>		
	Are any staff here supporting you to achieve the objectives or targets?	45%	42%
RETURNING TO THE COMMUNITY			
	<i>For those who expect to be released in the next 3 months:</i>		
18.3	Is anybody helping you to get ready for your release (people like Prison or Community Offender Managers)?	47%	52%
FINAL QUESTIONS ABOUT THIS PRISON			
20.1	Do you think your experiences in this prison have made you less likely to offend in the future?	47%	45%

HMP Onley 2025

Comparison of survey responses between sub-populations of prisoners

In this table responses of prisoners who reported that they had mental health problems are compared with those who did not.

Please note that these analyses are based on summary data from selected survey questions only.

Shading is used to indicate statistical significance*, as follows:

	Green shading shows results that are significantly more positive than the comparator
	Blue shading shows results that are significantly more negative than the comparator
	Orange shading shows significant differences in demographics and background information
	No shading means that differences are not significant and may have occurred by chance
	Grey shading indicates that we have no valid data for this question

* less than 1% probability that the difference is due to chance

	Have mental health problems	Do not have mental health problems
Number of completed questionnaires returned	86	73

DEMOGRAPHICS AND OTHER BACKGROUND INFORMATION			
1.2	Are you under 25 years of age?	4%	8%
	Are you 50 years of age or older?	19%	23%
1.3	Are you from an ethnic group other than white?	46%	49%
	Are you from a white Gypsy or Irish Traveller or Roma ethnic group?	6%	1%
7.3	Are you Muslim?	21%	21%
12.1	Do you consider yourself to have a disability (long-term physical, mental or learning needs that affect your day-to-day life)?	66%	14%
12.3	Do you have any mental health problems?		
19.2	Are you a foreign national?	3%	6%
19.3	Have you ever been in local authority care (e.g. lived with foster parents or in a children's home, or had a social worker, while you were under 18 years old)?	30%	20%
19.5	Is your gender female, non-binary or other?	1%	0%
19.6	Do you identify as transgender or trans?	3%	0%
19.7	Are you homosexual, bisexual or other sexual orientation?	4%	0%
ARRIVAL AND RECEPTION			
2.2	When you were searched in reception, was this done in a respectful way?	70%	87%
2.3	Overall, were you treated very/quite well in reception?	67%	82%
2.4	When you first arrived, did you have problems with?:		
	Feeling depressed	63%	22%
	Feeling suicidal	25%	2%
	Needing protection from other prisoners	25%	11%

Shading is used to indicate statistical significance*, as follows:


	Green shading shows results that are significantly more positive than the comparator
	Blue shading shows results that are significantly more negative than the comparator
	Orange shading shows significant differences in demographics and background information
	No shading means that differences are not significant and may have occurred by chance
	Grey shading indicates that we have no valid data for this question

* less than 1% probability that the difference is due to chance

	Have mental health problems	Do not have mental health problems
Number of completed questionnaires returned	86	73

	For those who had the following problems, did staff help you with?:		
	Feeling depressed	17%	21%
	Feeling suicidal	13%	0%
	Needing protection from other prisoners	14%	17%
2.5	Were you able to talk to a member of staff in private?	38%	45%
FIRST NIGHT AND INDUCTION			
3.3	Did you feel safe on your first night here?	56%	79%
3.6	Have you had an induction at this prison?	83%	92%
	For those who have had an induction:		
	Did your induction cover everything you needed to know about this prison?	45%	54%
ON THE WING			
4.2	Is your cell call bell normally answered within 5 minutes?	33%	39%
4.3	On the wing or houseblock you are currently living on:		
	Do you normally have enough clean clothing that fits you?	31%	60%
	Can you have access to a shower every day?	87%	93%
4.4	Is it normally quiet enough on the wing or houseblock for you to relax:		
	During the day?	49%	67%
	At night?	73%	84%
4.6	Have you been on an ACCT in this prison?	35%	16%
	For those who have been on an ACCT:		
	Did you feel cared for by staff?	38%	36%
FOOD AND CANTEEN			
5.1	Is the quality of the food in this prison very/quite good?	12%	21%
5.2	Do you get enough to eat at mealtimes always/most of the time?	12%	26%
5.3	Does the shop/canteen sell the things that you need?	48%	57%
RELATIONSHIPS WITH STAFF			
6.1	Do most staff here treat you with respect?	65%	82%

Shading is used to indicate statistical significance*, as follows:



- Green shading shows results that are significantly more positive than the comparator
- Blue shading shows results that are significantly more negative than the comparator
- Orange shading shows significant differences in demographics and background information
- No shading means that differences are not significant and may have occurred by chance
- Grey shading indicates that we have no valid data for this question

* less than 1% probability that the difference is due to chance

	Have mental health problems	Do not have mental health problems
Number of completed questionnaires returned	86	73

6.2	Are there any staff here you could turn to if you had a problem?	69%	73%
6.3	In the last week, has any member of staff talked to you about how you are getting on?	31%	41%
6.5	Are prisoners here consulted about things like food, canteen or wing issues?	40%	46%
6.6	If you wanted to, can you talk to managers, governors or directors in this prison?	22%	20%
6.7	<i>For those who have shared a problem with a manager, governor or director:</i>		
	Did they try to help you?	22%	29%

FAITH

7.2	Are you able to speak to the Chaplaincy team in private, if you want to?	60%	64%
	<i>For those who have a religion:</i>		
7.4	Are you able to go to religious services, if you want to?	72%	88%
7.5	Are your religious beliefs respected here?	56%	75%

CONTACT WITH FAMILY AND FRIENDS

8.3	Are your visitors usually treated respectfully by staff all/most of the time?	60%	69%
8.5	Have staff here encouraged you to keep in touch with your family and friends?	19%	31%
8.7	Are you able to use a phone every day (if you have credit)?	92%	90%

TIME OUT OF CELL

9.2	Do you usually spend less than 2 hours out of your cell on Monday - Fridays?	31%	28%
	Do you usually spend 10 hours or more out of your cell on Monday - Fridays?	1%	1%
	Do you usually spend less than 2 hours out of your cell each day on Saturday - Sundays?	14%	8%
	Do you usually spend 10 hours or more out of your cell each day on Saturday - Sundays?	1%	0%
9.3	Are you able to do the following more than 5 days in a normal week?		
	Exercise outside	63%	54%
	Go to the gym or play sports	4%	3%
9.6	Does the library have a wide enough range of materials to meet your needs?	52%	59%

APPLICATIONS, COMPLAINTS AND LEGAL RIGHTS

10.1	Is it easy for you to make an application?	73%	71%
	<i>For those who have made an application are they usually dealt with:</i>		

Shading is used to indicate statistical significance*, as follows:



Green shading shows results that are significantly more positive than the comparator

Blue shading shows results that are significantly more negative than the comparator

Orange shading shows significant differences in demographics and background information

No shading means that differences are not significant and may have occurred by chance

Grey shading indicates that we have no valid data for this question

* less than 1% probability that the difference is due to chance

	Have mental health problems	Do not have mental health problems
Number of completed questionnaires returned	86	73

10.2	Fairly?	30%	41%
10.3	Is it easy for you to make a complaint?	64%	61%
	<i>For those who have made a complaint are they usually dealt with:</i>		
10.4	Fairly?	17%	23%
10.5	Have you ever been prevented from making a complaint here when you wanted to?	39%	30%
HEALTH CARE			
11.1	Since arriving in this prison have you experienced any delays getting these things?		
	Your medication	92%	57%
	Your outside medical appointments	65%	53%
	Your agreed social care package	63%	42%
11.2	Is it very/quite easy to see?:		
	Doctor	17%	24%
	Nurse	38%	42%
	Dentist	17%	19%
	Pharmacist	24%	35%
	Mental health worker	30%	22%
	Substance misuse worker	31%	25%
11.4	Do you think the overall quality of the health services here is very/quite good?	28%	26%
11.6	Are you able to lead a healthy lifestyle here (in relation to your physical, mental, dietary needs, emotional and social well-being) always/most of the time?	24%	40%
OTHER SUPPORT NEEDS			
12.1	Do you consider yourself to have a disability (long-term physical, mental or learning needs that affect your day-to-day life)?	66%	14%
	<i>For those who have a disability:</i>		
12.2	Are you getting the support you need?	27%	50%
12.3	Do you have any mental health problems?		
	<i>For those who have any mental health problems:</i>		
12.4	Have you been helped with your mental health problems in this prison?	27%	
12.5	Has your mental health got better since arriving at this prison?	10%	9%

Shading is used to indicate statistical significance*, as follows:

	Green shading shows results that are significantly more positive than the comparator
	Blue shading shows results that are significantly more negative than the comparator
	Orange shading shows significant differences in demographics and background information
	No shading means that differences are not significant and may have occurred by chance
	Grey shading indicates that we have no valid data for this question

* less than 1% probability that the difference is due to chance

	Have mental health problems	Do not have mental health problems
Number of completed questionnaires returned	86	73

ALCOHOL AND DRUGS			
13.3	Have you developed a drug or alcohol problem in this prison (including medication not prescribed to you)?	27%	4%
SAFETY			
14.1	Have you ever felt unsafe here?	69%	46%
14.2	Do you feel unsafe now?	39%	22%
14.3	Would you report it if you were being bullied/victimised in this prison by:		
	Other prisoners?	34%	31%
	Staff?	42%	46%
14.4	Have you been bullied/victimised in this prison by other prisoners?	50%	26%
	Have you been bullied/victimised in this prison by staff?	59%	29%
BEHAVIOUR MANAGEMENT			
15.1	Does this prison:		
	Reward good behaviour fairly?	9%	14%
	Deal with bad behaviour fairly?	17%	20%
	<i>For those who know that there are opportunities and rewards:</i>		
15.3	Do the opportunities and rewards motivate you to behave well?	83%	82%
15.4	Do you think the culture in this prison encourages prisoners to behave well?	10%	11%
15.5	Have you been physically restrained by staff in this prison in the last 6 months?	36%	20%
15.6	Have you spent one or more nights in the segregation unit in this prison in the last 6 months?	33%	24%
EDUCATION, SKILLS AND WORK			
16.1	<i>For those who have needed support:</i>		
	Have you been supported (this could include education or wing staff, peer support or anyone else)?	58%	57%
16.2	Do you have any learning difficulties (dyslexia or any other conditions that affect on your learning)?	48%	11%
16.5	Has the prison allocated you to the education, training or work that will help you when you are released?	33%	44%
SENTENCE PLAN			
17.1	Do you have a sentence plan?	62%	68%

Shading is used to indicate statistical significance*, as follows:



Green shading shows results that are significantly more positive than the comparator

Blue shading shows results that are significantly more negative than the comparator

Orange shading shows significant differences in demographics and background information

No shading means that differences are not significant and may have occurred by chance

Grey shading indicates that we have no valid data for this question

** less than 1% probability that the difference is due to chance*

	Have mental health problems	Do not have mental health problems
Number of completed questionnaires returned	86	73

	<i>For those who have a sentence plan:</i>		
17.2	Do you know what your objectives or targets are?	94%	93%
	<i>For those who know what their objectives or targets are:</i>		
	Are any staff here supporting you to achieve the objectives or targets?	40%	45%
RETURNING TO THE COMMUNITY			
	<i>For those who expect to be released in the next 3 months:</i>		
18.3	Is anybody helping you to get ready for your release (people like Prison or Community Offender Managers)?	44%	55%
FINAL QUESTIONS ABOUT THIS PRISON			
20.1	Do you think your experiences in this prison have made you less likely to offend in the future?	35%	55%

HMP Onley 2025

Comparison of survey responses between sub-populations of prisoners

In this table responses of prisoners who have been in local authority care (e.g. lived with foster parents or in a children's home, or had a social worker, while under 18 years old) are compared with those who have not.

Please note that these analyses are based on summary data from selected survey questions only.

Shading is used to indicate statistical significance*, as follows:



Green shading shows results that are significantly more positive than the comparator

Blue shading shows results that are significantly more negative than the comparator

Orange shading shows significant differences in demographics and background information

No shading means that differences are not significant and may have occurred by chance

Grey shading indicates that we have no valid data for this question

* less than 1% probability that the difference is due to chance

	Been in local authority care	Not been in local authority care
Number of completed questionnaires returned	38	115

DEMOGRAPHICS AND OTHER BACKGROUND INFORMATION			
1.2	Are you under 25 years of age?	17%	2%
	Are you 50 years of age or older?	11%	23%
1.3	Are you from an ethnic group other than white?	54%	45%
	Are you from a white Gypsy or Irish Traveller or Roma ethnic group?	3%	4%
7.3	Are you Muslim?	19%	19%
12.1	Do you consider yourself to have a disability (long-term physical, mental or learning needs that affect your day-to-day life)?	63%	32%
12.3	Do you have any mental health problems?	63%	50%
19.2	Are you a foreign national?	0%	6%
19.3	Have you ever been in local authority care (e.g. lived with foster parents or in a children's home, or had a social worker, while you were under 18 years old)?		
19.5	Is your gender female, non-binary or other?	0%	0%
19.6	Do you identify as transgender or trans?	0%	2%
19.7	Are you homosexual, bisexual or other sexual orientation?	3%	2%
ARRIVAL AND RECEPTION			
2.2	When you were searched in reception, was this done in a respectful way?	73%	81%
2.3	Overall, were you treated very/quite well in reception?	68%	78%
2.4	When you first arrived, did you have problems with?:		
	Feeling depressed	51%	42%
	Feeling suicidal	26%	10%

Shading is used to indicate statistical significance*, as follows:



Green shading shows results that are significantly more positive than the comparator

Blue shading shows results that are significantly more negative than the comparator

Orange shading shows significant differences in demographics and background information

No shading means that differences are not significant and may have occurred by chance

Grey shading indicates that we have no valid data for this question

* less than 1% probability that the difference is due to chance

Number of completed questionnaires returned

Been in local authority care	Not been in local authority care
38	115

	Needing protection from other prisoners	30%	16%
	<i>For those who had the following problems, did staff help you with?:</i>		
	Feeling depressed	11%	22%
	Feeling suicidal	0%	25%
	Needing protection from other prisoners	0%	23%
2.5	Were you able to talk to a member of staff in private?	38%	42%
FIRST NIGHT AND INDUCTION			
3.3	Did you feel safe on your first night here?	55%	74%
3.6	Have you had an induction at this prison?	85%	88%
	<i>For those who have had an induction:</i>		
	Did your induction cover everything you needed to know about this prison?	41%	52%
ON THE WING			
4.2	Is your cell call bell normally answered within 5 minutes?	35%	37%
4.3	On the wing or houseblock you are currently living on:		
	Do you normally have enough clean clothing that fits you?	34%	48%
	Can you have access to a shower every day?	92%	89%
4.4	Is it normally quiet enough on the wing or houseblock for you to relax:		
	During the day?	57%	59%
	At night?	67%	82%
4.6	Have you been on an ACCT in this prison?	31%	22%
	<i>For those who have been on an ACCT:</i>		
	Did you feel cared for by staff?	27%	42%
FOOD AND CANTEEN			
5.1	Is the quality of the food in this prison very/quite good?	16%	18%
5.2	Do you get enough to eat at mealtimes always/most of the time?	16%	20%
5.3	Does the shop/canteen sell the things that you need?	58%	50%
RELATIONSHIPS WITH STAFF			

Shading is used to indicate statistical significance*, as follows:

	Green shading shows results that are significantly more positive than the comparator
	Blue shading shows results that are significantly more negative than the comparator
	Orange shading shows significant differences in demographics and background information
	No shading means that differences are not significant and may have occurred by chance
	Grey shading indicates that we have no valid data for this question

* less than 1% probability that the difference is due to chance

	Been in local authority care	Not been in local authority care
Number of completed questionnaires returned	38	115

6.1	Do most staff here treat you with respect?	64%	78%
6.2	Are there any staff here you could turn to if you had a problem?	58%	75%
6.3	In the last week, has any member of staff talked to you about how you are getting on?	30%	40%
6.5	Are prisoners here consulted about things like food, canteen or wing issues?	28%	45%
6.6	If you wanted to, can you talk to managers, governors or directors in this prison?	23%	22%
6.7	<i>For those who have shared a problem with a manager, governor or director:</i>		
	Did they try to help you?	16%	34%

FAITH

7.2	Are you able to speak to the Chaplaincy team in private, if you want to?	65%	63%
	<i>For those who have a religion:</i>		
7.4	Are you able to go to religious services, if you want to?	74%	79%
7.5	Are your religious beliefs respected here?	52%	68%

CONTACT WITH FAMILY AND FRIENDS

8.3	Are your visitors usually treated respectfully by staff all/most of the time?	50%	73%
8.5	Have staff here encouraged you to keep in touch with your family and friends?	16%	28%
8.7	Are you able to use a phone every day (if you have credit)?	82%	95%

TIME OUT OF CELL

9.2	Do you usually spend less than 2 hours out of your cell on Monday - Fridays?	42%	24%
	Do you usually spend 10 hours or more out of your cell on Monday - Fridays?	0%	2%
	Do you usually spend less than 2 hours out of your cell each day on Saturday - Sundays?	17%	7%
	Do you usually spend 10 hours or more out of your cell each day on Saturday - Sundays?	0%	1%
9.3	Are you able to do the following more than 5 days in a normal week?		
	Exercise outside	56%	61%
	Go to the gym or play sports	9%	2%
9.6	Does the library have a wide enough range of materials to meet your needs?	48%	58%

APPLICATIONS, COMPLAINTS AND LEGAL RIGHTS

Shading is used to indicate statistical significance*, as follows:

	Green shading shows results that are significantly more positive than the comparator
	Blue shading shows results that are significantly more negative than the comparator
	Orange shading shows significant differences in demographics and background information
	No shading means that differences are not significant and may have occurred by chance
	Grey shading indicates that we have no valid data for this question

* less than 1% probability that the difference is due to chance

	Been in local authority care	Not been in local authority care
Number of completed questionnaires returned	38	115

10.1	Is it easy for you to make an application?	62%	75%
	<i>For those who have made an application are they usually dealt with:</i>		
10.2	Fairly?	29%	38%
10.3	Is it easy for you to make a complaint?	50%	68%
	<i>For those who have made a complaint are they usually dealt with:</i>		
10.4	Fairly?	14%	25%
10.5	Have you ever been prevented from making a complaint here when you wanted to?	33%	36%
HEALTH CARE			
11.1	Since arriving in this prison have you experienced any delays getting these things?		
	Your medication	78%	74%
	Your outside medical appointments	55%	57%
	Your agreed social care package	68%	44%
11.2	Is it very/quite easy to see?:		
	Doctor	26%	18%
	Nurse	32%	43%
	Dentist	16%	19%
	Pharmacist	32%	29%
	Mental health worker	34%	24%
	Substance misuse worker	39%	25%
11.4	Do you think the overall quality of the health services here is very/quite good?	22%	30%
11.6	Are you able to lead a healthy lifestyle here (in relation to your physical, mental, dietary needs, emotional and social well-being) always/most of the time?	16%	38%
OTHER SUPPORT NEEDS			
12.1	Do you consider yourself to have a disability (long-term physical, mental or learning needs that affect your day-to-day life)?	63%	32%
	<i>For those who have a disability:</i>		
12.2	Are you getting the support you need?	29%	33%
12.3	Do you have any mental health problems?	63%	50%
	<i>For those who have any mental health problems:</i>		

Shading is used to indicate statistical significance*, as follows:

	Green shading shows results that are significantly more positive than the comparator
	Blue shading shows results that are significantly more negative than the comparator
	Orange shading shows significant differences in demographics and background information
	No shading means that differences are not significant and may have occurred by chance
	Grey shading indicates that we have no valid data for this question

** less than 1% probability that the difference is due to chance*

Number of completed questionnaires returned

Been in local authority care	Not been in local authority care
38	115

12.4	Have you been helped with your mental health problems in this prison?	17%	32%
12.5	Has your mental health got better since arriving at this prison?	6%	10%
ALCOHOL AND DRUGS			
13.3	Have you developed a drug or alcohol problem in this prison (including medication not prescribed to you)?	27%	13%
SAFETY			
14.1	Have you ever felt unsafe here?	73%	54%
14.2	Do you feel unsafe now?	39%	28%
14.3	Would you report it if you were being bullied/victimised in this prison by:		
	Other prisoners?	25%	36%
	Staff?	44%	44%
14.4	Have you been bullied/victimised in this prison by other prisoners?	47%	36%
	Have you been bullied/victimised in this prison by staff?	64%	38%
BEHAVIOUR MANAGEMENT			
15.1	Does this prison:		
	Reward good behaviour fairly?	6%	14%
	Deal with bad behaviour fairly?	17%	20%
	<i>For those who know that there are opportunities and rewards:</i>		
15.3	Do the opportunities and rewards motivate you to behave well?	100%	81%
15.4	Do you think the culture in this prison encourages prisoners to behave well?	11%	9%
15.5	Have you been physically restrained by staff in this prison in the last 6 months?	31%	26%
15.6	Have you spent one or more nights in the segregation unit in this prison in the last 6 months?	39%	27%
EDUCATION, SKILLS AND WORK			
16.1	<i>For those who have needed support:</i>		
	Have you been supported (this could include education or wing staff, peer support or anyone else)?	59%	59%
16.2	Do you have any learning difficulties (dyslexia or any other conditions that affect on your learning)?	29%	30%
16.5	Has the prison allocated you to the education, training or work that will help you when you are released?	21%	46%

Shading is used to indicate statistical significance*, as follows:

	Green shading shows results that are significantly more positive than the comparator
	Blue shading shows results that are significantly more negative than the comparator
	Orange shading shows significant differences in demographics and background information
	No shading means that differences are not significant and may have occurred by chance
	Grey shading indicates that we have no valid data for this question

** less than 1% probability that the difference is due to chance*

	Been in local authority care	Not been in local authority care
Number of completed questionnaires returned	38	115

SENTENCE PLAN			
17.1	Do you have a sentence plan?	68%	64%
	<i>For those who have a sentence plan:</i>		
17.2	Do you know what your objectives or targets are?	96%	93%
	<i>For those who know what their objectives or targets are:</i>		
	Are any staff here supporting you to achieve the objectives or targets?	29%	49%
RETURNING TO THE COMMUNITY			
	<i>For those who expect to be released in the next 3 months:</i>		
18.3	Is anybody helping you to get ready for your release (people like Prison or Community Offender Managers)?	58%	45%
FINAL QUESTIONS ABOUT THIS PRISON			
20.1	Do you think your experiences in this prison have made you less likely to offend in the future?	43%	46%