

HMP/YOI Lincoln 2025 Survey Results

CONTENTS

- [Tab 1](#) Summary statistics from HMP/YOI Lincoln 2025 compared with summary statistics from surveys of local prisons inspected since November 2023.
- [Tab 2](#) Summary Statistics from HMP/YOI Lincoln 2025 compared with summary statistics from HMP/YOI Lincoln 2019.
- [Tab 3](#) Responses of prisoners on the vulnerable prisoner unit (E wing) compared with those from the rest of the establishment.
- [Tab 4](#) Responses of prisoners who reported that they were on remand or awaiting sentence compared to those who were sentenced.
- [Tab 5](#) Responses of prisoners who are under 25 are compared to those who are 25 and over.
- [Tab 6](#) Responses of prisoners from all other ethnic groups combined are compared with those of white prisoners.
- [Tab 7](#) Responses of Muslim prisoners compared with those of non-Muslim prisoners.
- [Tab 8](#) Responses of prisoners who reported that they had a disability compared to those who did not.
- [Tab 9](#) Responses of prisoners who reported that they had mental health problems compared with those who did not.
- [Tab 10](#) Responses of prisoners who reported that they had been in local authority care compared with those who did not.


HMP/YOI Lincoln 2025

Survey responses compared with those from other HMIP surveys of local prisons

In this table summary statistics from HMP/YOI Lincoln 2025 are compared with the following HMIP survey data:
 - Summary statistics from surveys of local prisons conducted since the introduction of the new questionnaire in November 2023 (13 prisons).

Please note that this does not include all local prisons.

Shading is used to indicate statistical significance*, as follows:



Green shading shows results that are significantly more positive than the comparator

Blue shading shows results that are significantly more negative than the comparator

Orange shading shows significant differences in demographics and background information

No shading means that differences are not significant and may have occurred by chance

Grey shading indicates that we have no valid data for this question

* less than 1% probability that the difference is due to chance

HMP/YOI Lincoln 2025	Local prisons surveyed since November 2023
159	2,218

Number of completed questionnaires returned

n=number of valid responses to question (HMP/YOI Lincoln 2025)

DEMOGRAPHICS AND OTHER BACKGROUND INFORMATION				
1.2	Are you under 21 years of age?	<i>n=159</i>	6%	6%
	Are you under 25 years of age?	<i>n=159</i>	16%	17%
	Are you 50 years of age or older?	<i>n=159</i>	9%	14%
	Are you 70 years of age or older?	<i>n=159</i>	0%	1%
1.3	Are you from an ethnic group other than white?	<i>n=158</i>	19%	28%
	Are you from a white Gypsy or Irish Traveller or Roma ethnic group?	<i>n=158</i>	6%	4%
1.4	Have you been in this prison for less than 6 months?	<i>n=158</i>	70%	66%
1.5	Are you currently serving a sentence?	<i>n=158</i>	66%	40%
	Are you on recall?	<i>n=158</i>	20%	12%
1.6	Is your sentence less than 12 months?	<i>n=157</i>	28%	14%
	Are you here under an indeterminate sentence for public protection (IPP prisoner)?	<i>n=157</i>	1%	1%
7.3	Are you Muslim?	<i>n=154</i>	12%	18%
12.1	Do you consider yourself to have a disability (long-term physical, mental or learning needs)?	<i>n=155</i>	58%	51%
12.3	Do you have any mental health problems?	<i>n=155</i>	72%	66%
19.1	Do you have children under the age of 18?	<i>n=152</i>	55%	48%

Shading is used to indicate statistical significance*, as follows:



Green shading shows results that are significantly more positive than the comparator

Blue shading shows results that are significantly more negative than the comparator

Orange shading shows significant differences in demographics and background information

No shading means that differences are not significant and may have occurred by chance

Grey shading indicates that we have no valid data for this question

* less than 1% probability that the difference is due to chance

HMP/YOI Lincoln 2025	Local prisons surveyed since November 2023
159	2,218

Number of completed questionnaires returned

n=number of valid responses to question (HMP/YOI Lincoln 2025)

19.2	Are you a foreign national?	<i>n=151</i>	7%	15%
19.3	Have you ever been in local authority care (e.g. lived with foster parents or in a children's home, or had a social worker, while you were under 18 years old)?	<i>n=152</i>	21%	26%
19.4	Have you ever been in the armed services (e.g. army, navy, air force)?	<i>n=151</i>	8%	6%
19.5	Is your gender female, non-binary or other?	<i>n=153</i>	1%	1%
19.6	Do you identify as transgender or trans?	<i>n=153</i>	1%	1%
19.7	Are you homosexual, bisexual or other sexual orientation?	<i>n=155</i>	6%	5%
ARRIVAL AND RECEPTION				
2.1	When you arrived at this prison, did you spend less than 2 hours in reception?	<i>n=158</i>	36%	33%
2.2	Were you searched in reception?	<i>n=157</i>	99%	98%
	<i>For those who were searched:</i>			
	Was this done in a respectful way?	<i>n=155</i>	75%	74%
2.3	Overall, were you treated very/quite well in reception?	<i>n=158</i>	76%	73%
2.4	When you first arrived, did you have problems with?			
	Feeling depressed	<i>n=152</i>	56%	62%
	Feeling suicidal	<i>n=117</i>	19%	30%
	Needing protection from other prisoners	<i>n=118</i>	17%	22%
	<i>For those who had the following problems, did staff help you with?</i>			
	Feeling depressed	<i>n=85</i>	36%	30%
	Feeling suicidal	<i>n=22</i>	23%	35%
	Needing protection from other prisoners	<i>n=20</i>	80%	45%
	<i>For those who had any problems when they first arrived:</i>			
2.5	Were you able to talk to a member of staff in private?	<i>n=113</i>	50%	37%
2.6	Did you see someone from health care in reception?	<i>n=158</i>	96%	81%

Shading is used to indicate statistical significance*, as follows:

	Green shading shows results that are significantly more positive than the comparator
	Blue shading shows results that are significantly more negative than the comparator
	Orange shading shows significant differences in demographics and background information
	No shading means that differences are not significant and may have occurred by chance
	Grey shading indicates that we have no valid data for this question

* less than 1% probability that the difference is due to chance

HMP/YOI Lincoln 2025	Local prisons surveyed since November 2023
159	2,218

Number of completed questionnaires returned

n=number of valid responses to question (HMP/YOI Lincoln 2025)

FIRST NIGHT AND INDUCTION			
3.1	Before you were locked up on your first night here, were you offered?		
	Nicotine replacement (including vapes)	<i>n=154</i>	91% 84%
	Toiletries	<i>n=148</i>	66% 65%
	A shower	<i>n=150</i>	31% 28%
	A free phone call	<i>n=150</i>	31% 46%
	Something to eat	<i>n=152</i>	84% 82%
	The chance to talk to a Listener or Samaritans	<i>n=148</i>	22% 24%
	Support from another prisoner (e.g. Insider or prisoner rep)	<i>n=151</i>	19% 33%
3.2	On your first night in this prison, was your cell very/quite clean?	<i>n=158</i>	66% 32%
3.3	Did you feel safe on your first night here?	<i>n=159</i>	81% 61%
3.4	Did you have numbers put on your PIN phone within 24 hours?	<i>n=159</i>	11% 20%
3.5	In your first few days here, did you get?		
	Items from the prison shop/ canteen	<i>n=152</i>	47% 35%
	Access to clean clothing that fitted you	<i>n=152</i>	49% 47%
	PIN phone credit	<i>n=152</i>	51% 49%
	Your personal property	<i>n=151</i>	40% 39%
3.6	Have you had an induction at this prison?	<i>n=155</i>	98% 84%
	For those who have had an induction:		
	Did your induction cover everything you needed to know about this prison?	<i>n=152</i>	59% 48%
ON THE WING			
4.1	Are you in a cell on your own?	<i>n=158</i>	16% 34%

Shading is used to indicate statistical significance*, as follows:

	Green shading shows results that are significantly more positive than the comparator
	Blue shading shows results that are significantly more negative than the comparator
	Orange shading shows significant differences in demographics and background information
	No shading means that differences are not significant and may have occurred by chance
	Grey shading indicates that we have no valid data for this question

* less than 1% probability that the difference is due to chance

		HMP/YOI Lincoln 2025	Local prisons surveyed since November 2023
Number of completed questionnaires returned		159	2,218
<i>n=number of valid responses to question (HMP/YOI Lincoln 2025)</i>			
4.2	Is your cell call bell normally answered within 5 minutes?	<i>n</i> =156	51% 28%
4.3	On the wing or houseblock you are currently living on:		
	Do you normally have enough clean clothing that fits you?	<i>n</i> =156	45% 50%
	Can you have a shower every day if you want one?	<i>n</i> =157	88% 75%
	Can you get clean bedding every week if you want it?	<i>n</i> =157	84% 57%
	Can you get cell cleaning materials every week if you want them?	<i>n</i> =158	77% 66%
	Can you get your stored property promptly, if you need it?	<i>n</i> =157	17% 17%
4.4	Is it normally quiet enough on the wing or houseblock for you to relax:		
	During the day?	<i>n</i> =152	61% 49%
	At night?	<i>n</i> =154	61% 60%
4.5	Normally, are these communal areas of your wing or houseblock very/quite clean?		
	Landings and stairs	<i>n</i> =159	80% 76%
	Association areas	<i>n</i> =157	80% 77%
	Servery	<i>n</i> =155	81% 83%
	Showers	<i>n</i> =156	47% 53%
	Exercise yard	<i>n</i> =154	58% 66%
4.6	Have you been on an ACCT in this prison?	<i>n</i> =155	23% 35%
	For those who have been on an ACCT:		
	Did you feel cared for by staff?	<i>n</i> =36	53% 42%
4.7	Is it very/quite easy for you to speak to a Listener if you need to?	<i>n</i> =158	28% 34%
FOOD AND CANTEEN			
5.1	Is the quality of the food in this prison very/quite good?	<i>n</i> =156	49% 32%

Shading is used to indicate statistical significance*, as follows:



Green shading shows results that are significantly more positive than the comparator

Blue shading shows results that are significantly more negative than the comparator

Orange shading shows significant differences in demographics and background information

No shading means that differences are not significant and may have occurred by chance

Grey shading indicates that we have no valid data for this question

* less than 1% probability that the difference is due to chance

HMP/YOI Lincoln 2025	Local prisons surveyed since November 2023
159	2,218

Number of completed questionnaires returned

n=number of valid responses to question (HMP/YOI Lincoln 2025)

5.2	Do you get enough to eat at mealtimes always/most of the time?	<i>n=159</i>	31%	25%
5.3	Does the shop/canteen sell the things that you need?	<i>n=157</i>	63%	51%
5.4	Can you use catalogues/other providers to buy the things you need?	<i>n=157</i>	63%	49%
RELATIONSHIPS WITH STAFF				
6.1	Do most staff here treat you with respect?	<i>n=154</i>	71%	65%
6.2	Are there any staff here you could turn to if you had a problem?	<i>n=152</i>	69%	66%
6.3	In the last week, has any member of staff talked to you about how you are getting on?	<i>n=156</i>	42%	35%
6.4	Do you have a named officer (key worker)?	<i>n=155</i>	92%	60%
	<i>For those who have a named officer (key worker):</i>			
	Is your named officer (key worker) very/quite helpful?	<i>n=143</i>	68%	58%
6.5	Are prisoners here consulted about things like food, canteen or wing issues?	<i>n=157</i>	38%	35%
	If so, do things sometimes change?	<i>n=59</i>	37%	37%
6.6	If you want to, can you talk to managers, governors or directors in this prison?	<i>n=155</i>	28%	20%
6.7	Have you shared a problem with a manager, governor or director?	<i>n=156</i>	57%	51%
	<i>For those who have shared a problem with a manager, governor or director:</i>			
	Did they try to help you?	<i>n=89</i>	31%	32%
FAITH				
7.1	Have you spoken to the Chaplaincy team in this prison?	<i>n=158</i>	70%	63%
7.2	Are you able to speak to the Chaplaincy team in private, if you want to?	<i>n=158</i>	56%	51%
7.3	Do you have a religion?	<i>n=154</i>	64%	67%
	<i>For those who have a religion:</i>			
7.4	Are you able to attend religious services, if you want to?	<i>n=98</i>	82%	80%
7.5	Are your religious beliefs respected here?	<i>n=97</i>	66%	66%

Shading is used to indicate statistical significance*, as follows:

	Green shading shows results that are significantly more positive than the comparator
	Blue shading shows results that are significantly more negative than the comparator
	Orange shading shows significant differences in demographics and background information
	No shading means that differences are not significant and may have occurred by chance
	Grey shading indicates that we have no valid data for this question

* less than 1% probability that the difference is due to chance

HMP/YOI Lincoln 2025	Local prisons surveyed since November 2023
159	2,218

Number of completed questionnaires returned

n=number of valid responses to question (HMP/YOI Lincoln 2025)

CONTACT WITH FAMILY AND FRIENDS				
8.1	Have you been able to see your family/friends more than once in the last month:			
	In person (prison visit)?	<i>n=116</i>	33%	38%
	Using video calling?	<i>n=82</i>	21%	11%
8.2	Do visits usually start and finish on time?	<i>n=130</i>	25%	27%
8.3	Are your visitors usually treated respectfully by staff all/ most of the time?	<i>n=77</i>	71%	60%
8.4	Is it very/quite easy for your family and friends to get here?	<i>n=125</i>	34%	39%
8.5	Have staff here encouraged you to keep in touch with your family/friends?	<i>n=153</i>	42%	27%
8.6	Have you had any problems with sending or receiving?			
	Emails	<i>n=144</i>	38%	43%
	Letters	<i>n=146</i>	42%	50%
	Parcels	<i>n=138</i>	40%	46%
8.7	Are you able to use a phone every day (if you have credit)?	<i>n=151</i>	96%	88%
TIME OUT OF CELL				
9.1	Do you know what the unlock and lock-up times are supposed to be here?			
		<i>n=153</i>	83%	83%
	For those who know what the unlock and lock-up times are supposed to be:			
	Are these times usually kept to?	<i>n=127</i>	62%	46%
9.2	Do you usually spend less than 2 hours out of your cell each day on Monday - Fridays?	<i>n=152</i>	42%	51%
	Do you usually spend 10 hours or more out of your cell each day on Monday - Fridays?	<i>n=152</i>	1%	2%
	Do you usually spend less than 2 hours out of your cell each day on Saturday - Sundays?	<i>n=148</i>	66%	56%
	Do you usually spend 10 hours or more out of your cell each day on Saturday - Sundays?	<i>n=148</i>	1%	1%
9.3	How many times in a normal week can you complete domestic tasks?			

Shading is used to indicate statistical significance*, as follows:

	Green shading shows results that are significantly more positive than the comparator
	Blue shading shows results that are significantly more negative than the comparator
	Orange shading shows significant differences in demographics and background information
	No shading means that differences are not significant and may have occurred by chance
	Grey shading indicates that we have no valid data for this question

* less than 1% probability that the difference is due to chance

HMP/YOI Lincoln 2025	Local prisons surveyed since November 2023
159	2,218

Number of completed questionnaires returned

n=number of valid responses to question (HMP/YOI Lincoln 2025)

	Once or more	<i>n=150</i>	81%	79%
	Three times or more	<i>n=150</i>	55%	48%
	More than five times	<i>n=150</i>	31%	28%
	How many times in a normal week can you get association?			
	Once or more	<i>n=150</i>	89%	88%
	Three times or more	<i>n=150</i>	68%	69%
	More than five times	<i>n=150</i>	47%	45%
	How many times in a normal week can you get exercise outside?			
	Once or more	<i>n=152</i>	94%	91%
	Three times or more	<i>n=152</i>	80%	67%
	More than five times	<i>n=152</i>	55%	45%
	How many times in a normal week can you go to the gym or play sports?			
	Once or more	<i>n=147</i>	73%	75%
	Three times or more	<i>n=147</i>	42%	24%
	More than five times	<i>n=147</i>	12%	6%
9.4	At the weekend, are you able to?			
	Complete domestic tasks	<i>n=145</i>	76%	66%
	Get association	<i>n=153</i>	86%	81%
	Exercise outside	<i>n=154</i>	90%	81%
	Go to the gym or play sports	<i>n=151</i>	68%	37%
9.5	Are you able to visit the library once a week or more?	<i>n=152</i>	76%	44%
	Are you able to borrow library materials kept on the wing once a week or more?	<i>n=146</i>	57%	40%

Shading is used to indicate statistical significance*, as follows:

	Green shading shows results that are significantly more positive than the comparator
	Blue shading shows results that are significantly more negative than the comparator
	Orange shading shows significant differences in demographics and background information
	No shading means that differences are not significant and may have occurred by chance
	Grey shading indicates that we have no valid data for this question

* less than 1% probability that the difference is due to chance

HMP/YOI Lincoln 2025	Local prisons surveyed since November 2023
159	2,218

Number of completed questionnaires returned

n=number of valid responses to question (HMP/YOI Lincoln 2025)

	Are you able to get things from the library delivered to the wing once a week or more?	<i>n=145</i>	33%	24%
9.6	Does the library have a wide enough range of materials to meet your needs?	<i>n=122</i>	66%	49%
APPLICATIONS, COMPLAINTS AND LEGAL RIGHTS				
10.1	Is it easy for you to make an application?	<i>n=154</i>	62%	57%
	<i>For those who have made an application are they usually dealt with:</i>			
10.2	Fairly?	<i>n=120</i>	48%	45%
	Within 7 days?	<i>n=124</i>	31%	38%
10.3	Is it easy for you to make a complaint?	<i>n=153</i>	55%	49%
	<i>For those who have made a complaint are they usually dealt with:</i>			
10.4	Fairly?	<i>n=80</i>	28%	29%
	Within 7 days?	<i>n=76</i>	32%	25%
10.5	Have you ever been prevented from making a complaint here when you wanted to?	<i>n=101</i>	32%	36%
10.6	Do you know how to contact the following organisations?			
	The Independent Prisoner Complaint Investigations	<i>n=152</i>	38%	28%
	The Independent Monitoring Board	<i>n=150</i>	45%	37%
	<i>For those who need it, is it easy to?</i>			
10.7	Communicate with your solicitor or legal representative	<i>n=142</i>	39%	41%
	Attend legal visits	<i>n=136</i>	50%	48%
10.8	Have staff opened letters from your solicitor or legal representative when you were not present?	<i>n=153</i>	65%	64%
	<i>For those who have had legal letters opened when they were not present:</i>			
	Did staff tell you why?	<i>n=100</i>	30%	25%
HEALTH CARE				
11.1	Since arriving in this prison, have you experienced any delays accessing?			
	Your medication	<i>n=118</i>	62%	69%

Shading is used to indicate statistical significance*, as follows:

	Green shading shows results that are significantly more positive than the comparator
	Blue shading shows results that are significantly more negative than the comparator
	Orange shading shows significant differences in demographics and background information
	No shading means that differences are not significant and may have occurred by chance
	Grey shading indicates that we have no valid data for this question

* less than 1% probability that the difference is due to chance

HMP/YOI Lincoln 2025	Local prisons surveyed since November 2023
159	2,218

Number of completed questionnaires returned

n=number of valid responses to question (HMP/YOI Lincoln 2025)

	Your outside medical appointments	<i>n</i> =83	41%	56%
	Your agreed social care package	<i>n</i> =79	39%	54%
11.2	Is it very/quite easy to see?			
	Doctor	<i>n</i> =155	25%	21%
	Nurse	<i>n</i> =153	41%	38%
	Dentist	<i>n</i> =154	13%	12%
	Pharmacist	<i>n</i> =151	36%	32%
	Mental health worker	<i>n</i> =155	26%	21%
	Substance misuse worker	<i>n</i> =155	30%	28%
11.3	Do you think the quality of the health service is very/quite good from?			
	Doctor	<i>n</i> =154	47%	37%
	Nurse	<i>n</i> =152	56%	47%
	Dentist	<i>n</i> =153	35%	24%
	Pharmacist	<i>n</i> =153	42%	37%
	Mental health worker	<i>n</i> =155	41%	28%
	Substance misuse worker	<i>n</i> =154	31%	29%
11.4	Do you think the overall quality of the health services here is very/quite good?	<i>n</i> =152	43%	34%
	<i>For those who are due to be released in the next month:</i>			
11.5	Are you confident there are adequate plans to continue your health care?	<i>n</i> =46	35%	34%
11.6	Are you able to lead a healthy lifestyle here (in relation to your physical, mental, dietary needs, emotional and social well-being) always/most of the time?	<i>n</i> =154	36%	31%
OTHER SUPPORT NEEDS				
12.1	Do you consider yourself to have a disability (long-term physical, mental or learning needs)?	<i>n</i> =155	58%	51%
	<i>For those who have a disability:</i>			

Shading is used to indicate statistical significance*, as follows:

	Green shading shows results that are significantly more positive than the comparator
	Blue shading shows results that are significantly more negative than the comparator
	Orange shading shows significant differences in demographics and background information
	No shading means that differences are not significant and may have occurred by chance
	Grey shading indicates that we have no valid data for this question

* less than 1% probability that the difference is due to chance

			HMP/YOI Lincoln 2025	Local prisons surveyed since November 2023
Number of completed questionnaires returned			159	2,218
<i>n=number of valid responses to question (HMP/YOI Lincoln 2025)</i>				
12.2	Are you getting the support you need in this prison?	<i>n</i> =76	32%	23%
12.3	Do you have any mental health problems?	<i>n</i> =155	72%	66%
<i>For those who have needed help with their mental health problems:</i>				
12.4	Have you been helped with your mental health problems in this prison?	<i>n</i> =111	34%	29%
12.5	Has your mental health got better since arriving at this prison?	<i>n</i> =153	12%	8%
ALCOHOL AND DRUGS				
13.1	Do you have a drug or alcohol problem?	<i>n</i> =152	28%	32%
<i>For those who have a drug or alcohol problem:</i>				
13.2	Have you told staff about your drug or alcohol problem?	<i>n</i> =43	86%	89%
<i>For those who have told staff:</i>				
	Have you received help to manage it?	<i>n</i> =37	70%	59%
13.3	Have you developed a drug or alcohol problem in this prison (including medication not prescribed to you)?	<i>n</i> =151	11%	14%
<i>For those who have developed a drug or alcohol problem in this prison:</i>				
	Have you received help to manage your drug or alcohol problem (including medication not prescribed to you)?	<i>n</i> =16	31%	28%
<i>For those who have a drug or alcohol problem and are due to be released in the next month:</i>				
13.4	Do you know who to contact for support for your drug or alcohol problem when you leave this prison?	<i>n</i> =18	78%	68%
13.5	In this prison, is it easy/ very easy to get?			
	Illicit drugs	<i>n</i> =155	41%	39%
	Alcohol	<i>n</i> =153	14%	26%
	Medication not prescribed to you	<i>n</i> =153	39%	39%
SAFETY				
14.1	Have you ever felt unsafe here?	<i>n</i> =157	40%	59%
14.2	Do you feel unsafe now?	<i>n</i> =155	19%	28%
14.3	Would you report it if you were being bullied/ victimised in this prison by:			

Shading is used to indicate statistical significance*, as follows:

	Green shading shows results that are significantly more positive than the comparator
	Blue shading shows results that are significantly more negative than the comparator
	Orange shading shows significant differences in demographics and background information
	No shading means that differences are not significant and may have occurred by chance
	Grey shading indicates that we have no valid data for this question

* less than 1% probability that the difference is due to chance

HMP/YOI Lincoln 2025	Local prisons surveyed since November 2023
159	2,218

Number of completed questionnaires returned

n=number of valid responses to question (HMP/YOI Lincoln 2025)

	Other prisoners?	<i>n=154</i>	29%	31%
	Staff?	<i>n=153</i>	36%	37%
14.4	Have you been bullied/ victimised in this prison by other prisoners?	<i>n=153</i>	24%	35%
14.5	Have you experienced the following bullying/victimisation by other prisoners:			
	Verbal abuse?	<i>n=153</i>	19%	24%
	Threats or intimidation?	<i>n=153</i>	16%	23%
	Physical assault?	<i>n=153</i>	8%	14%
	Sexual assault?	<i>n=153</i>	1%	3%
	Theft of canteen or property?	<i>n=153</i>	12%	21%
	Other bullying/victimisation?	<i>n=153</i>	5%	15%
14.4	Have you been bullied/ victimised in this prison by staff?	<i>n=155</i>	33%	38%
14.5	Have you experienced the following bullying/victimisation by staff:			
	Verbal abuse?	<i>n=155</i>	23%	28%
	Threats or intimidation?	<i>n=155</i>	17%	21%
	Physical assault?	<i>n=155</i>	8%	10%
	Sexual assault?	<i>n=155</i>	3%	4%
	Theft of canteen or property?	<i>n=155</i>	7%	10%
	Other bullying/victimisation?	<i>n=155</i>	19%	18%
BEHAVIOUR MANAGEMENT				
15.1	Does this prison:			
	Reward good behaviour fairly?	<i>n=154</i>	31%	20%
	Deal with bad behaviour fairly?	<i>n=152</i>	33%	20%

Shading is used to indicate statistical significance*, as follows:

	Green shading shows results that are significantly more positive than the comparator
	Blue shading shows results that are significantly more negative than the comparator
	Orange shading shows significant differences in demographics and background information
	No shading means that differences are not significant and may have occurred by chance
	Grey shading indicates that we have no valid data for this question

* less than 1% probability that the difference is due to chance

HMP/YOI Lincoln 2025	Local prisons surveyed since November 2023
159	2,218

Number of completed questionnaires returned

n=number of valid responses to question (HMP/YOI Lincoln 2025)

15.2	Are there opportunities to motivate people in this prison?	<i>n=155</i>	27%	18%
	<i>For those who know that there are opportunities and rewards are:</i>			
15.3	Do the opportunities and rewards in this prison motivate you to behave well?	<i>n=42</i>	88%	90%
15.4	Do you think the culture within this prison encourages prisoners to behave well?	<i>n=153</i>	20%	17%
15.5	Have you been restrained by staff in this prison in the last 6 months?	<i>n=154</i>	19%	28%
	<i>For those who have been restrained in the last 6 months:</i>			
	Did anyone come and talk to you about it afterwards?	<i>n=30</i>	27%	17%
15.6	Have you spent one or more nights in the segregation unit in this prison in the last 6 months?	<i>n=147</i>	14%	21%
	<i>For those who have spent one or more nights in the segregation unit in this prison in the last 6 months:</i>			
	Were you treated well by segregation staff?	<i>n=19</i>	63%	43%
	Could you shower every day?	<i>n=19</i>	74%	48%
	Could you go outside for exercise every day?	<i>n=19</i>	68%	51%
	Could you use the phone every day (if you had credit)?	<i>n=18</i>	72%	53%
EDUCATION, SKILLS AND WORK				
16.1	Have you needed support with reading needs in this prison?	<i>n=154</i>	53%	51%
	<i>For those who have needed support:</i>			
	Have you been supported (this could include education or wing staff, peer support or anyone else in this prison)?	<i>n=82</i>	55%	51%
16.2	Do you have any learning difficulties (dyslexia or any other conditions that impact on your learning?)	<i>n=154</i>	40%	34%
	<i>For those who have learning difficulties:</i>			
16.3	Have you received help and support from education staff for your learning difficulties?	<i>n=60</i>	37%	34%
16.4	In this prison, have you done the following activities?			
	Education	<i>n=151</i>	62%	64%
	Vocational or skills training	<i>n=144</i>	51%	49%
	Prison job	<i>n=148</i>	73%	66%

Shading is used to indicate statistical significance*, as follows:

	Green shading shows results that are significantly more positive than the comparator
	Blue shading shows results that are significantly more negative than the comparator
	Orange shading shows significant differences in demographics and background information
	No shading means that differences are not significant and may have occurred by chance
	Grey shading indicates that we have no valid data for this question

* less than 1% probability that the difference is due to chance

		HMP/YOI Lincoln 2025	Local prisons surveyed since November 2023	
Number of completed questionnaires returned		159	2,218	
n=number of valid responses to question (HMP/YOI Lincoln 2025)				
	Work outside of the prison	n=143	32%	39%
	For those who have done the following activities while in this prison, do you think they will help you on release?			
	Education	n=93	67%	65%
	Vocational or skills training	n=74	62%	61%
	Prison job	n=108	52%	50%
	Work outside of the prison	n=46	61%	60%
16.5	Has the prison allocated you to the education, training or work that will benefit you when you are released?	n=124	44%	32%
16.6	Do wing staff encourage you to attend education, training or work?	n=136	44%	38%
SENTENCE PLAN				
17.1	Do you have a sentence plan?	n=100	41%	31%
	For those who have a sentence plan:			
17.2	Do you know what your objectives or targets are?	n=40	85%	74%
	For those who know what their objectives or targets are:			
	Do you understand what you need to do to achieve your objectives or targets?	n=34	82%	87%
	Are any staff here supporting you to achieve the objectives or targets?	n=33	36%	55%
	Have you been involved in setting the objectives or targets?	n=34	47%	62%
RETURNING TO THE COMMUNITY				
18.1	Do you expect to be released in the next 3 months?	n=153	35%	30%
	For those who expect to be released in the next 3 months:			
18.2	Is this prison very/quite near to your home area or the address you will be released to?	n=54	48%	53%
18.3	Is anybody helping you to get ready for your release (e.g. Prison or Community Offender Manager)?	n=54	69%	41%
18.4	Do you need help to sort out the following for when you are released?			
	Finding accommodation	n=54	70%	66%

Shading is used to indicate statistical significance*, as follows:

	Green shading shows results that are significantly more positive than the comparator
	Blue shading shows results that are significantly more negative than the comparator
	Orange shading shows significant differences in demographics and background information
	No shading means that differences are not significant and may have occurred by chance
	Grey shading indicates that we have no valid data for this question

* less than 1% probability that the difference is due to chance

HMP/YOI Lincoln 2025	Local prisons surveyed since November 2023
159	2,218

Number of completed questionnaires returned

n=number of valid responses to question (HMP/YOI Lincoln 2025)

	Getting employment	<i>n</i> =53	58%	57%
	Sorting out benefits	<i>n</i> =52	87%	74%
	Finances and debt	<i>n</i> =52	65%	60%
	Opening a bank account	<i>n</i> =52	50%	48%
	Getting photo ID?	<i>n</i> =52	71%	59%
18.4	Are you getting help to sort out the following for when you are released, if you need it?			
	Finding accommodation	<i>n</i> =38	47%	28%
	Getting employment	<i>n</i> =31	45%	24%
	Sorting out benefits	<i>n</i> =45	56%	31%
	Finances and debt	<i>n</i> =34	41%	22%
	Opening a bank account	<i>n</i> =26	50%	31%
	Getting photo ID	<i>n</i> =37	38%	23%
FINAL QUESTIONS ABOUT THIS PRISON				
20.1	Do you think your experiences in this prison have made you less likely to offend in the future?	<i>n</i> =154	47%	50%

HMP/YOI Lincoln 2025

Survey responses compared with those from the previous survey

In this table summary statistics from HMP/YOI Lincoln 2025 are compared with the following HMIP survey data:

- Summary statistics from HMP/YOI Lincoln in 2019.

Please note that we do not have comparable data for the new questions introduced in November 2023.

Shading is used to indicate statistical significance*, as follows:



Green shading shows results that are significantly more positive than the comparator

Blue shading shows results that are significantly more negative than the comparator

Orange shading shows significant differences in demographics and background information

No shading means that differences are not significant and may have occurred by chance

Grey shading indicates that we have no valid data for this question

* less than 1% probability that the difference is due to chance

Number of completed questionnaires returned

HMP/YOI Lincoln 2025

HMP/YOI Lincoln 2019

159

175

n=number of valid responses to question (HMP/YOI Lincoln 2025)

DEMOGRAPHICS AND OTHER BACKGROUND INFORMATION

1.2	Are you under 21 years of age?	<i>n=159</i>	6%	5%
	Are you under 25 years of age?	<i>n=159</i>	16%	
	Are you 50 years of age or older?	<i>n=159</i>	9%	15%
	Are you 70 years of age or older?	<i>n=159</i>	0%	2%
1.3	Are you from an ethnic group other than white?	<i>n=158</i>	19%	12%
	Are you from a white Gypsy or Irish Traveller or Roma ethnic group?	<i>n=158</i>	6%	
1.4	Have you been in this prison for less than 6 months?	<i>n=158</i>	70%	71%
1.5	Are you currently serving a sentence?	<i>n=158</i>	66%	75%
	Are you on recall?	<i>n=158</i>	20%	23%
1.6	Is your sentence less than 12 months?	<i>n=157</i>	28%	33%
	Are you here under an indeterminate sentence for public protection (IPP prisoner)?	<i>n=157</i>	1%	4%
7.3	Are you Muslim?	<i>n=154</i>	12%	5%
12.1	Do you consider yourself to have a disability (long-term physical, mental or learning needs that affect your day-to-day life)?	<i>n=155</i>	58%	51%
12.3	Do you have any mental health problems?	<i>n=155</i>	72%	63%
19.1	Do you have children under the age of 18?	<i>n=152</i>	55%	57%

Shading is used to indicate statistical significance*, as follows:



Green shading shows results that are significantly more positive than the comparator

Blue shading shows results that are significantly more negative than the comparator

Orange shading shows significant differences in demographics and background information

No shading means that differences are not significant and may have occurred by chance

Grey shading indicates that we have no valid data for this question

* less than 1% probability that the difference is due to chance

	HMP/YOI Lincoln 2025	HMP/YOI Lincoln 2019
Number of completed questionnaires returned	159	175

n=number of valid responses to question (HMP/YOI Lincoln 2025)

19.2	Are you a foreign national?	<i>n=151</i>	7%	7%
19.3	Have you ever been in local authority care (e.g. lived with foster parents or in a children's home, or had a social worker, while you were under 18 years old)?	<i>n=152</i>	21%	
19.4	Have you ever been in the armed services (e.g. army, navy, air force)?	<i>n=151</i>	8%	8%
19.5	Is your gender female, non-binary or other?	<i>n=153</i>	1%	1%
19.6	Do you identify as transgender or trans?	<i>n=153</i>	1%	0%
19.7	Are you homosexual, bisexual or other sexual orientation?	<i>n=155</i>	6%	5%
ARRIVAL AND RECEPTION				
2.1	When you arrived at this prison, did you spend less than 2 hours in reception?	<i>n=158</i>	36%	43%
2.2	Were you searched in reception?	<i>n=157</i>	99%	
	<i>For those who were searched:</i>			
	Was this done in a respectful way?	<i>n=155</i>	75%	
2.3	Overall, were you treated very/quite well in reception?	<i>n=158</i>	76%	87%
2.4	When you first arrived, did you have problems with?			
	Feeling depressed	<i>n=152</i>	56%	
	Feeling suicidal	<i>n=117</i>	19%	
	Needing protection from other prisoners	<i>n=118</i>	17%	
	<i>For those who had the following problems, did staff help you with?</i>			
	Feeling depressed	<i>n=85</i>	36%	
	Feeling suicidal	<i>n=22</i>	23%	
	Needing protection from other prisoners	<i>n=20</i>	80%	
	<i>For those who had any problems when they first arrived:</i>			
2.5	Were you able to talk to a member of staff in private?	<i>n=113</i>	50%	
2.6	Did you see someone from health care in reception?	<i>n=158</i>	96%	

Shading is used to indicate statistical significance*, as follows:

	Green shading shows results that are significantly more positive than the comparator
	Blue shading shows results that are significantly more negative than the comparator
	Orange shading shows significant differences in demographics and background information
	No shading means that differences are not significant and may have occurred by chance
	Grey shading indicates that we have no valid data for this question

* less than 1% probability that the difference is due to chance

HMP/YOI Lincoln 2025	HMP/YOI Lincoln 2019
159	175

Number of completed questionnaires returned

n=number of valid responses to question (HMP/YOI Lincoln 2025)

FIRST NIGHT AND INDUCTION			
3.1	Before you were locked up on your first night here, were you offered?		
	Nicotine replacement (including vapes) <i>n=154</i>	91%	
	Toiletries <i>n=148</i>	66%	
	A shower <i>n=150</i>	31%	
	A free phone call <i>n=150</i>	31%	
	Something to eat <i>n=152</i>	84%	
	The chance to talk to a Listener or Samaritans <i>n=148</i>	22%	
	Support from another prisoner (e.g. Insider or prisoner rep) <i>n=151</i>	19%	
3.2	On your first night in this prison, was your cell very/quite clean? <i>n=158</i>	66%	49%
3.3	Did you feel safe on your first night here? <i>n=159</i>	81%	78%
3.4	Did you have numbers put on your PIN phone within 24 hours? <i>n=159</i>	11%	
3.5	In your first few days here, did you get?		
	Items from the prison shop/canteen <i>n=152</i>	47%	
	Access to clean clothing that fitted you <i>n=152</i>	49%	
	PIN phone credit <i>n=152</i>	51%	
	Your personal property <i>n=151</i>	40%	
3.6	Have you had an induction at this prison? <i>n=155</i>	98%	96%
	For those who have had an induction:		
	Did your induction cover everything you needed to know about this prison? <i>n=152</i>	59%	61%
ON THE WING			
4.1	Are you in a cell on your own? <i>n=158</i>	16%	26%

Shading is used to indicate statistical significance*, as follows:

	Green shading shows results that are significantly more positive than the comparator
	Blue shading shows results that are significantly more negative than the comparator
	Orange shading shows significant differences in demographics and background information
	No shading means that differences are not significant and may have occurred by chance
	Grey shading indicates that we have no valid data for this question

* less than 1% probability that the difference is due to chance

		HMP/YOI Lincoln 2025	HMP/YOI Lincoln 2019
Number of completed questionnaires returned		159	175
<i>n=number of valid responses to question (HMP/YOI Lincoln 2025)</i>			
4.2	Is your cell call bell normally answered within 5 minutes? <i>n=156</i>	51%	48%
4.3	On the wing or houseblock you are currently living on:		
	Do you normally have enough clean clothing that fits you? <i>n=156</i>	45%	
	Can you have a shower every day if you want one? <i>n=157</i>	88%	93%
	Can you get clean bedding every week if you want it? <i>n=157</i>	84%	73%
	Can you get cell cleaning materials every week if you want them? <i>n=158</i>	77%	73%
	Can you get your stored property promptly, if you need it? <i>n=157</i>	17%	
4.4	Is it normally quiet enough on the wing or houseblock for you to relax:		
	During the day? <i>n=152</i>	61%	
	At night? <i>n=154</i>	61%	
4.5	Normally, are these communal areas of your wing or houseblock very/quite clean?		
	Landings and stairs <i>n=159</i>	80%	
	Association areas <i>n=157</i>	80%	
	Servery <i>n=155</i>	81%	
	Showers <i>n=156</i>	47%	
	Exercise yard <i>n=154</i>	58%	
4.6	Have you been on an ACCT in this prison? <i>n=155</i>	23%	22%
	For those who have been on an ACCT:		
	Did you feel cared for by staff? <i>n=36</i>	53%	51%
4.7	Is it very/quite easy for you to speak to a Listener if you need to? <i>n=158</i>	28%	49%
FOOD AND CANTEEN			
5.1	Is the quality of the food in this prison very/quite good? <i>n=156</i>	49%	62%

Shading is used to indicate statistical significance*, as follows:

	Green shading shows results that are significantly more positive than the comparator
	Blue shading shows results that are significantly more negative than the comparator
	Orange shading shows significant differences in demographics and background information
	No shading means that differences are not significant and may have occurred by chance
	Grey shading indicates that we have no valid data for this question

* less than 1% probability that the difference is due to chance

		HMP/YOI Lincoln 2025		HMP/YOI Lincoln 2019	
Number of completed questionnaires returned		159		175	
<i>n=number of valid responses to question (HMP/YOI Lincoln 2025)</i>					
5.2	Do you get enough to eat at mealtimes always/most of the time?	<i>n=159</i>	31%	47%	
5.3	Does the shop/canteen sell the things that you need?	<i>n=157</i>	63%	73%	
5.4	Can you use catalogues/other providers to buy the things you need?	<i>n=157</i>	63%		
RELATIONSHIPS WITH STAFF					
6.1	Do most staff here treat you with respect?	<i>n=154</i>	71%	81%	
6.2	Are there any staff here you could turn to if you had a problem?	<i>n=152</i>	69%	80%	
6.3	In the last week, has any member of staff talked to you about how you are getting on?	<i>n=156</i>	42%	51%	
6.4	Do you have a named officer (key worker)?	<i>n=155</i>	92%	88%	
	<i>For those who have a named officer (key worker):</i>				
	Is your named officer (key worker) very/quite helpful?	<i>n=143</i>	68%		
6.5	Are prisoners here consulted about things like food, canteen or wing issues?	<i>n=157</i>	38%	52%	
	If so, do things sometimes change?	<i>n=59</i>	37%	33%	
6.6	If you want to, can you talk to managers, governors or directors in this prison?	<i>n=155</i>	28%		
6.7	Have you shared a problem with a manager, governor or director?	<i>n=156</i>	57%		
	<i>For those who have shared a problem with a manager, governor or director:</i>				
	Did they try to help you?	<i>n=89</i>	31%		
FAITH					
7.1	Have you spoken to the Chaplaincy team in this prison?	<i>n=158</i>	70%		
7.2	Are you able to speak to the Chaplaincy team in private, if you want to?	<i>n=158</i>	56%		
7.3	Do you have a religion?	<i>n=154</i>	64%	68%	
	<i>For those who have a religion:</i>				
7.4	Are you able to attend religious services, if you want to?	<i>n=98</i>	82%	79%	
7.5	Are your religious beliefs respected here?	<i>n=97</i>	66%	63%	

Shading is used to indicate statistical significance*, as follows:

	Green shading shows results that are significantly more positive than the comparator
	Blue shading shows results that are significantly more negative than the comparator
	Orange shading shows significant differences in demographics and background information
	No shading means that differences are not significant and may have occurred by chance
	Grey shading indicates that we have no valid data for this question

* less than 1% probability that the difference is due to chance

	HMP/YOI Lincoln 2025	HMP/YOI Lincoln 2019
Number of completed questionnaires returned	159	175

n=number of valid responses to question (HMP/YOI Lincoln 2025)

CONTACT WITH FAMILY AND FRIENDS				
8.1	Have you been able to see your family and friends more than once in the last month:			
	In person (prison visit)?	<i>n=116</i>	33%	
	Using video calling?	<i>n=82</i>	21%	
8.2	Do visits usually start and finish on time?	<i>n=130</i>	25%	
8.3	Are your visitors usually treated respectfully by staff all/most of the time?	<i>n=77</i>	71%	
8.4	Is it very/quite easy for your family and friends to get here?	<i>n=125</i>	34%	
8.5	Have staff here encouraged you to keep in touch with your family and friends?	<i>n=153</i>	42%	36%
8.6	Have you had any problems with sending or receiving?			
	Emails	<i>n=144</i>	38%	
	Letters	<i>n=146</i>	42%	
	Parcels	<i>n=138</i>	40%	
8.7	Are you able to use a phone every day (if you have credit)?	<i>n=151</i>	96%	96%
TIME OUT OF CELL				
9.1	Do you know what the unlock and lock-up times are supposed to be here?	<i>n=153</i>	83%	94%
	<i>For those who know what the unlock and lock-up times are supposed to be:</i>			
	Are these times usually kept to?	<i>n=127</i>	62%	73%
9.2	Do you usually spend less than 2 hours out of your cell each day on Monday - Fridays?	<i>n=152</i>	42%	25%
	Do you usually spend 10 hours or more out of your cell each day on Monday - Fridays?	<i>n=152</i>	1%	8%
	Do you usually spend less than 2 hours out of your cell each day on Saturday - Sundays?	<i>n=148</i>	66%	46%
	Do you usually spend 10 hours or more out of your cell each day on Saturday - Sundays?	<i>n=148</i>	1%	1%
9.3	How many times in a normal week can you complete domestic tasks?			

Shading is used to indicate statistical significance*, as follows:

	Green shading shows results that are significantly more positive than the comparator
	Blue shading shows results that are significantly more negative than the comparator
	Orange shading shows significant differences in demographics and background information
	No shading means that differences are not significant and may have occurred by chance
	Grey shading indicates that we have no valid data for this question

* less than 1% probability that the difference is due to chance

HMP/YOI Lincoln 2025	HMP/YOI Lincoln 2019
159	175

Number of completed questionnaires returned

n=number of valid responses to question (HMP/YOI Lincoln 2025)

	Once or more	<i>n=150</i>	81%	
	Three times or more	<i>n=150</i>	55%	
	More than five times	<i>n=150</i>	31%	
	How many times in a normal week can you get association?			
	Once or more	<i>n=150</i>	89%	
	Three times or more	<i>n=150</i>	68%	
	More than five times	<i>n=150</i>	47%	
	How many times in a normal week can you get exercise outside?			
	Once or more	<i>n=152</i>	94%	
	Three times or more	<i>n=152</i>	80%	
	More than five times	<i>n=152</i>	55%	
	How many times in a normal week can you go to the gym or play sports?			
	Once or more	<i>n=147</i>	73%	
	Three times or more	<i>n=147</i>	42%	
	More than five times	<i>n=147</i>	12%	
9.4	At the weekend, are you able to?			
	Complete domestic tasks	<i>n=145</i>	76%	
	Get association	<i>n=153</i>	86%	
	Exercise outside	<i>n=154</i>	90%	
	Go to the gym or play sports	<i>n=151</i>	68%	
9.5	Are you able to visit the library once a week or more?	<i>n=152</i>	76%	70%
	Are you able to borrow library items kept on the wing once a week or more?	<i>n=146</i>	57%	

Shading is used to indicate statistical significance*, as follows:

	Green shading shows results that are significantly more positive than the comparator
	Blue shading shows results that are significantly more negative than the comparator
	Orange shading shows significant differences in demographics and background information
	No shading means that differences are not significant and may have occurred by chance
	Grey shading indicates that we have no valid data for this question


* less than 1% probability that the difference is due to chance

	HMP/YOI Lincoln 2025	HMP/YOI Lincoln 2019
Number of completed questionnaires returned	159	175

n=number of valid responses to question (HMP/YOI Lincoln 2025)

	Are you able to get things from the library delivered to the wing once a week or more?	<i>n=145</i>	33%	
9.6	Does the library have a wide enough range of materials to meet your needs?	<i>n=122</i>	66%	73%
APPLICATIONS, COMPLAINTS AND LEGAL RIGHTS				
10.1	Is it easy for you to make an application?	<i>n=154</i>	62%	82%
	<i>For those who have made an application are they usually dealt with:</i>			
10.2	Fairly?	<i>n=120</i>	48%	62%
	Within 7 days?	<i>n=124</i>	31%	51%
10.3	Is it easy for you to make a complaint?	<i>n=153</i>	55%	61%
	<i>For those who have made a complaint are they usually dealt with:</i>			
10.4	Fairly?	<i>n=80</i>	28%	29%
	Within 7 days?	<i>n=76</i>	32%	25%
10.5	Have you ever been prevented from making a complaint here when you wanted to?	<i>n=101</i>	32%	27%
10.6	Do you know how to contact the following organisations?			
	Independent Prisoner Complaint Investigations	<i>n=152</i>	38%	
	Independent Monitoring Board (IMB)	<i>n=150</i>	45%	
	<i>For those who need it, is it easy to?</i>			
10.7	Communicate with your solicitor or legal representative	<i>n=142</i>	39%	44%
	Attend legal visits	<i>n=136</i>	50%	57%
10.8	Have staff here ever opened letters from your solicitor or legal representative when you were not present?	<i>n=153</i>	65%	
	<i>For those who have had legal letters opened when they were not present:</i>			
	Were you told why?	<i>n=100</i>	30%	
HEALTH CARE				
11.1	Since arriving in this prison have you experienced any delays getting these things?			

Shading is used to indicate statistical significance*, as follows:



Green shading shows results that are significantly more positive than the comparator

Blue shading shows results that are significantly more negative than the comparator

Orange shading shows significant differences in demographics and background information

No shading means that differences are not significant and may have occurred by chance

Grey shading indicates that we have no valid data for this question

* less than 1% probability that the difference is due to chance

HMP/YOI Lincoln 2025	HMP/YOI Lincoln 2019
159	175

Number of completed questionnaires returned

n=number of valid responses to question (HMP/YOI Lincoln 2025)

	Your medication	<i>n=118</i>	62%	
	Your outside medical appointments	<i>n=83</i>	41%	
	Your agreed social care package	<i>n=79</i>	39%	
11.2	Is it very/quite easy to see?			
	Doctor	<i>n=155</i>	25%	24%
	Nurse	<i>n=153</i>	41%	41%
	Dentist	<i>n=154</i>	13%	21%
	Pharmacist	<i>n=151</i>	36%	
	Mental health worker	<i>n=155</i>	26%	37%
	Substance misuse worker	<i>n=155</i>	30%	
11.3	Do you think the quality of the health service is very/quite good from?			
	Doctor	<i>n=154</i>	47%	39%
	Nurse	<i>n=152</i>	56%	51%
	Dentist	<i>n=153</i>	35%	35%
	Pharmacist	<i>n=153</i>	42%	
	Mental health worker	<i>n=155</i>	41%	44%
	Substance misuse worker	<i>n=154</i>	31%	
11.4	Do you think the overall quality of the health services here is very/quite good?	<i>n=152</i>	43%	41%
	<i>For those who are due to be released in the next month:</i>			
11.5	Are you confident there are adequate plans to continue your health care?	<i>n=46</i>	35%	
11.6	Are you able to lead a healthy lifestyle here (in relation to your physical, mental, dietary needs, emotional and social well-being) always/most of the time?	<i>n=154</i>	36%	
OTHER SUPPORT NEEDS				

Shading is used to indicate statistical significance*, as follows:

	Green shading shows results that are significantly more positive than the comparator
	Blue shading shows results that are significantly more negative than the comparator
	Orange shading shows significant differences in demographics and background information
	No shading means that differences are not significant and may have occurred by chance
	Grey shading indicates that we have no valid data for this question

* less than 1% probability that the difference is due to chance

		Number of completed questionnaires returned		
		HMP/YOI Lincoln 2025	HMP/YOI Lincoln 2019	
		159	175	
n=number of valid responses to question (HMP/YOI Lincoln 2025)				
12.1	Do you consider yourself to have a disability (long-term physical, mental or learning needs that affect your day-to-day life)?	n=155	58%	51%
For those who have a disability:				
12.2	Are you getting the support you need in this prison?	n=76	32%	28%
12.3	Do you have any mental health problems?	n=155	72%	63%
For those who have any mental health problems:				
12.4	Have you been helped with your mental health problems in this prison?	n=111	34%	
12.5	Has your mental health got better since arriving at this prison?	n=153	12%	
ALCOHOL AND DRUGS				
13.1	Do you have a drug or alcohol problem?	n=152	28%	
For those who have a drug or alcohol problem:				
13.2	Have you told staff about your drug or alcohol problem?	n=43	86%	
	For those who have told staff:			
	Have you received help to manage it?	n=37	70%	
13.3	Have you developed a drug or alcohol problem in this prison (including medication not prescribed to you)?	n=151	11%	
	For those who have developed a drug or alcohol problem in this prison:			
	Have you received help to manage your drug or alcohol problem (including medication not prescribed to you)?	n=16	31%	
For those who have a drug or alcohol problem and are due to be released in the next month:				
13.4	Do you know who to contact for support for your drug or alcohol problem when you leave this prison?	n=18	78%	
13.5	In this prison, is it easy/very easy to get?			
	Illicit drugs	n=155	41%	43%
	Alcohol	n=153	14%	18%
	Medication not prescribed to you	n=153	39%	
SAFETY				
14.1	Have you ever felt unsafe here?	n=157	40%	40%

Shading is used to indicate statistical significance*, as follows:

	Green shading shows results that are significantly more positive than the comparator
	Blue shading shows results that are significantly more negative than the comparator
	Orange shading shows significant differences in demographics and background information
	No shading means that differences are not significant and may have occurred by chance
	Grey shading indicates that we have no valid data for this question

* less than 1% probability that the difference is due to chance


HMP/YOI Lincoln 2025	HMP/YOI Lincoln 2019
159	175

Number of completed questionnaires returned

n=number of valid responses to question (HMP/YOI Lincoln 2025)

14.2	Do you feel unsafe now?	<i>n=155</i>	19%	19%
14.3	Would you report it if you were being bullied/victimised in this prison by:			
	Other prisoners?	<i>n=154</i>	29%	
	Staff?	<i>n=153</i>	36%	
14.4	Have you been bullied/victimised in this prison by other prisoners?	<i>n=153</i>	24%	
14.5	Have you experienced the following bullying/victimisation by other prisoners:			
	Verbal abuse?	<i>n=153</i>	19%	
	Threats or intimidation?	<i>n=153</i>	16%	
	Physical assault?	<i>n=153</i>	8%	
	Sexual assault?	<i>n=153</i>	1%	
	Theft of canteen or property?	<i>n=153</i>	12%	
	Other bullying/victimisation?	<i>n=153</i>	5%	
14.4	Have you been bullied/victimised in this prison by staff?	<i>n=155</i>	33%	
14.5	Have you experienced the following bullying/victimisation by staff:			
	Verbal abuse?	<i>n=155</i>	23%	
	Threats or intimidation?	<i>n=155</i>	17%	
	Physical assault?	<i>n=155</i>	8%	
	Sexual assault?	<i>n=155</i>	3%	
	Theft of canteen or property?	<i>n=155</i>	7%	
	Other bullying/victimisation?	<i>n=155</i>	19%	
BEHAVIOUR MANAGEMENT				
15.1	Does this prison:			

Shading is used to indicate statistical significance*, as follows:



Green shading shows results that are significantly more positive than the comparator

Blue shading shows results that are significantly more negative than the comparator

Orange shading shows significant differences in demographics and background information

No shading means that differences are not significant and may have occurred by chance

Grey shading indicates that we have no valid data for this question

* less than 1% probability that the difference is due to chance

HMP/YOI Lincoln 2025	HMP/YOI Lincoln 2019
159	175

Number of completed questionnaires returned

n=number of valid responses to question (HMP/YOI Lincoln 2025)

	Reward good behaviour fairly?	<i>n=154</i>	31%	
	Deal with bad behaviour fairly?	<i>n=152</i>	33%	
15.2	Are there opportunities and rewards to motivate people in this prison?	<i>n=155</i>	27%	
	<i>For those who know that there are opportunities and rewards are:</i>			
15.3	Do the opportunities and rewards in this prison motivate you to behave well?	<i>n=42</i>	88%	
15.4	Do you think the culture in this prison encourages prisoners to behave well?	<i>n=153</i>	20%	
15.5	Have you been restrained by staff in this prison in the last 6 months?	<i>n=154</i>	19%	8%
	<i>For those who have been restrained in the last 6 months:</i>			
	Did anyone come and talk to you about it afterwards?	<i>n=30</i>	27%	21%
15.6	Have you spent one or more nights in the segregation unit in this prison in the last 6 months?	<i>n=147</i>	14%	
	<i>For those who have spent one or more nights in the segregation unit in this prison in the last 6 months:</i>			
	Were you treated well by segregation staff?	<i>n=19</i>	63%	100%
	Could you shower every day?	<i>n=19</i>	74%	89%
	Could you go outside for exercise every day?	<i>n=19</i>	68%	89%
	Could you use the phone every day (if you had credit)?	<i>n=18</i>	72%	89%
EDUCATION, SKILLS AND WORK				
16.1	Have you needed support with reading needs in this prison?	<i>n=154</i>	53%	
	<i>For those who have needed support:</i>			
	Have you been supported (this could include education or wing staff, peer support or anyone else)?	<i>n=82</i>	55%	
16.2	Do you have any learning difficulties (dyslexia or any other conditions that affect on your learning)?	<i>n=154</i>	40%	
	<i>For those who have learning difficulties:</i>			
16.3	Have you received help and support from education staff for your learning difficulties?	<i>n=60</i>	37%	
16.4	In this prison, have you done the following activities?			

Shading is used to indicate statistical significance*, as follows:



Green shading shows results that are significantly more positive than the comparator

Blue shading shows results that are significantly more negative than the comparator

Orange shading shows significant differences in demographics and background information

No shading means that differences are not significant and may have occurred by chance

Grey shading indicates that we have no valid data for this question

* less than 1% probability that the difference is due to chance

HMP/YOI Lincoln 2025	HMP/YOI Lincoln 2019
159	175

Number of completed questionnaires returned

n=number of valid responses to question (HMP/YOI Lincoln 2025)

	Education	<i>n=151</i>	62%	72%
	Vocational or skills training	<i>n=144</i>	51%	56%
	Prison job	<i>n=148</i>	73%	79%
	Work outside of the prison	<i>n=143</i>	32%	
	<i>For those who have done the following activities while in this prison, do you think they will help you when you are released?</i>			
	Education	<i>n=93</i>	67%	58%
	Vocational or skills training	<i>n=74</i>	62%	67%
	Prison job	<i>n=108</i>	52%	47%
	Work outside of the prison	<i>n=46</i>	61%	
16.5	Has the prison allocated you to the education, training or work that will help you when you are released?	<i>n=124</i>	44%	
16.6	Do wing staff encourage you to go to education, training or work?	<i>n=136</i>	44%	73%
SENTENCE PLAN				
17.1	Do you have a sentence plan?	<i>n=100</i>	41%	
	<i>For those who have a sentence plan:</i>			
17.2	Do you know what your objectives or targets are?	<i>n=40</i>	85%	
	<i>For those who know what their objectives or targets are:</i>			
	Do you understand what you need to do to achieve your objectives or targets?	<i>n=34</i>	82%	
	Are any staff here supporting you to achieve the objectives or targets?	<i>n=33</i>	36%	
	Have you been involved in setting the objectives or targets?	<i>n=34</i>	47%	
RETURNING TO THE COMMUNITY				
18.1	Do you expect to be released in the next 3 months?	<i>n=153</i>	35%	40%
	<i>For those who expect to be released in the next 3 months:</i>			
18.2	Is this prison very/quite near to your home area or the address you will be released to?	<i>n=54</i>	48%	22%

Shading is used to indicate statistical significance*, as follows:

	Green shading shows results that are significantly more positive than the comparator
	Blue shading shows results that are significantly more negative than the comparator
	Orange shading shows significant differences in demographics and background information
	No shading means that differences are not significant and may have occurred by chance
	Grey shading indicates that we have no valid data for this question

* less than 1% probability that the difference is due to chance

	HMP/YOI Lincoln 2025	HMP/YOI Lincoln 2019
Number of completed questionnaires returned	159	175

n=number of valid responses to question (HMP/YOI Lincoln 2025)

18.3	Is anybody helping you to get ready for your release (people like Prison or Community Offender Managers)?	<i>n=54</i>	69%	53%
18.4	Do you need help to sort out the following for when you are released?			
	Finding accommodation	<i>n=54</i>	70%	67%
	Getting employment	<i>n=53</i>	58%	65%
	Sorting out benefits	<i>n=52</i>	87%	76%
	Finances and debt	<i>n=52</i>	65%	61%
	Opening a bank account	<i>n=52</i>	50%	
	Getting photo ID	<i>n=52</i>	71%	
18.4	Are you getting help to sort out the following for when you are released, if you need it?			
	Finding accommodation	<i>n=38</i>	47%	33%
	Getting employment	<i>n=31</i>	45%	28%
	Sorting out benefits	<i>n=45</i>	56%	42%
	Finances and debt	<i>n=34</i>	41%	30%
	Opening a bank account	<i>n=26</i>	50%	
	Getting photo ID	<i>n=37</i>	38%	
FINAL QUESTIONS ABOUT THIS PRISON				
20.1	Do you think your experiences in this prison have made you less likely to offend in the future?	<i>n=154</i>	47%	45%

HMP/YOI Lincoln 2025

Comparison of survey responses from different residential locations

In this table responses from the vulnerable prisoners unit (E wing) are compared with those from the rest of the establishment.

Shading is used to indicate statistical significance*, as follows:



Green shading shows results that are significantly more positive than the comparator

Blue shading shows results that are significantly more negative than the comparator

Orange shading shows significant differences in demographics and background information

No shading means that differences are not significant and may have occurred by chance

Grey shading indicates that we have no valid data for this question

* less than 1% probability that the difference is due to chance

Vulnerable prisoners unit (E wing)	Rest of the establishment
30	127

DEMOGRAPHICS AND OTHER BACKGROUND INFORMATION			
1.2	Are you under 21 years of age?	3%	7%
	Are you under 25 years of age?	10%	18%
	Are you 50 years of age or older?	20%	6%
	Are you 70 years of age or older?	0%	0%
1.3	Are you from an ethnic group other than white?	10%	21%
	Are you from a white Gypsy or Irish Traveller or Roma ethnic group?	0%	7%
1.4	Have you been in this prison for less than 6 months?	37%	78%
1.5	Are you currently serving a sentence?	80%	62%
	Are you on recall?	27%	18%
1.6	Is your sentence less than 12 months?	20%	30%
	Are you here under an indeterminate sentence for public protection (IPP prisoner)?	0%	1%
7.3	Are you Muslim?	10%	12%
12.1	Do you consider yourself to have a disability (long-term physical, mental or learning needs that affect your day-to-day life)?	57%	58%
12.3	Do you have any mental health problems?	77%	71%

Shading is used to indicate statistical significance*, as follows:

	Green shading shows results that are significantly more positive than the comparator
	Blue shading shows results that are significantly more negative than the comparator
	Orange shading shows significant differences in demographics and background information
	No shading means that differences are not significant and may have occurred by chance
	Grey shading indicates that we have no valid data for this question

* less than 1% probability that the difference is due to chance

Vulnerable prisoners unit (E wing)	Rest of the establishment
30	127

19.1	Do you have children under the age of 18?	37%	59%
19.2	Are you a foreign national?	10%	7%
19.3	Have you ever been in local authority care (e.g. lived with foster parents or in a children's home, or had a social worker, while you were under 18 years old)?	27%	20%
19.4	Have you ever been in the armed services (e.g. army, navy, air force)?	7%	8%
19.5	Is your gender female, non-binary or other?	3%	0%
19.6	Do you identify as transgender or trans?	3%	0%
19.7	Are you homosexual, bisexual or other sexual orientation?	17%	3%
ARRIVAL AND RECEPTION			
2.1	When you arrived at this prison, did you spend less than 2 hours in reception?	33%	37%
2.2	Were you searched in reception?	100%	98%
	<i>For those who were searched:</i>		
	Was this done in a respectful way?	72%	77%
2.3	Overall, were you treated very/quite well in reception?	63%	79%
2.4	When you first arrived, did you have problems with?		
	Feeling depressed	79%	50%
	Feeling suicidal	35%	14%
	Needing protection from other prisoners	43%	10%
	<i>For those who had the following problems, did staff help you with?</i>		
	Feeling depressed	35%	38%
	Feeling suicidal	25%	23%
	Needing protection from other prisoners	90%	67%
	<i>For those who had any problems when they first arrived:</i>		

Shading is used to indicate statistical significance*, as follows:

	Green shading shows results that are significantly more positive than the comparator
	Blue shading shows results that are significantly more negative than the comparator
	Orange shading shows significant differences in demographics and background information
	No shading means that differences are not significant and may have occurred by chance
	Grey shading indicates that we have no valid data for this question

* less than 1% probability that the difference is due to chance

Vulnerable prisoners unit (E wing)	Rest of the establishment
30	127

2.5	Were you able to talk to a member of staff in private?	46%	52%
2.6	Did you see someone from health care in reception?	93%	97%
FIRST NIGHT AND INDUCTION			
3.1	Before you were locked up on your first night here, were you offered?		
	Nicotine replacement (including vapes)	87%	92%
	Toiletries	41%	72%
	A shower	3%	37%
	A free phone call	14%	34%
	Something to eat	67%	87%
	The chance to talk to a Listener or Samaritans	3%	26%
	Support from another prisoner (e.g. Insider or prisoner rep)	3%	23%
3.2	On your first night in this prison, was your cell very/quite clean?	60%	67%
3.3	Did you feel safe on your first night here?	70%	83%
3.4	Did you have numbers put on your PIN phone within 24 hours?	3%	13%
3.5	In your first few days here, did you get?		
	Items from the prison shop/canteen	45%	49%
	Access to clean clothing that fitted you	52%	49%
	PIN phone credit	39%	54%
	Your personal property	31%	43%
3.6	Have you had an induction at this prison?	97%	98%
	<i>For those who have had an induction:</i>		

Shading is used to indicate statistical significance*, as follows:

	Green shading shows results that are significantly more positive than the comparator
	Blue shading shows results that are significantly more negative than the comparator
	Orange shading shows significant differences in demographics and background information
	No shading means that differences are not significant and may have occurred by chance
	Grey shading indicates that we have no valid data for this question

* less than 1% probability that the difference is due to chance

Vulnerable prisoners unit (E wing)	Rest of the establishment
30	127

	Did your induction cover everything you needed to know about this prison?	62%	57%
ON THE WING			
4.1	Are you in a cell on your own?	13%	15%
4.2	Is your cell call bell normally answered within 5 minutes?	63%	48%
4.3	On the wing or houseblock you are currently living on:		
	Do you normally have enough clean clothing that fits you?	67%	40%
	Can you have a shower every day if you want one?	93%	86%
	Can you get clean bedding every week if you want it?	93%	82%
	Can you get cell cleaning materials every week if you want them?	80%	77%
	Can you get your stored property promptly, if you need it?	0%	21%
4.4	Is it normally quiet enough on the wing or houseblock for you to relax:		
	During the day?	60%	62%
	At night?	55%	63%
4.5	Normally, are these communal areas of your wing or houseblock very/quite clean?		
	Landings and stairs	97%	76%
	Association areas	93%	76%
	Servery	90%	79%
	Showers	77%	40%
	Exercise yard	77%	54%
4.6	Have you been on an ACCT in this prison?	33%	20%
	For those who have been on an ACCT:		

Shading is used to indicate statistical significance*, as follows:

	Green shading shows results that are significantly more positive than the comparator
	Blue shading shows results that are significantly more negative than the comparator
	Orange shading shows significant differences in demographics and background information
	No shading means that differences are not significant and may have occurred by chance
	Grey shading indicates that we have no valid data for this question

** less than 1% probability that the difference is due to chance*

Vulnerable prisoners unit (E wing)	Rest of the establishment
30	127

	Did you feel cared for by staff?	40%	54%
4.7	Is it very/quite easy for you to speak to a Listener if you need to?	20%	31%
FOOD AND CANTEEN			
5.1	Is the quality of the food in this prison very/quite good?	37%	52%
5.2	Do you get enough to eat at mealtimes always/most of the time?	20%	35%
5.3	Does the shop/canteen sell the things that you need?	63%	62%
5.4	Can you use catalogues/other providers to buy the things you need?	80%	59%
RELATIONSHIPS WITH STAFF			
6.1	Do most staff here treat you with respect?	69%	72%
6.2	Are there any staff here you could turn to if you had a problem?	87%	64%
6.3	In the last week, has any member of staff talked to you about how you are getting on?	45%	41%
6.4	Do you have a named officer (key worker)?	90%	93%
	<i>For those who have a named officer (key worker):</i>		
	Is your named officer (key worker) very/quite helpful?	74%	68%
6.5	Are prisoners here consulted about things like food, canteen or wing issues?	30%	40%
	If so, do things sometimes change?	22%	40%
6.6	If you want to, can you talk to managers, governors or directors in this prison?	20%	30%
6.7	Have you shared a problem with a manager, governor or director?	67%	55%
	<i>For those who have shared a problem with a manager, governor or director:</i>		
	Did they try to help you?	25%	32%
FAITH			

Shading is used to indicate statistical significance*, as follows:

	Green shading shows results that are significantly more positive than the comparator
	Blue shading shows results that are significantly more negative than the comparator
	Orange shading shows significant differences in demographics and background information
	No shading means that differences are not significant and may have occurred by chance
	Grey shading indicates that we have no valid data for this question

* less than 1% probability that the difference is due to chance

Vulnerable prisoners unit (E wing)	Rest of the establishment
30	127

7.1	Have you spoken to the Chaplaincy team in this prison?	67%	70%
7.2	Are you able to speak to the Chaplaincy team in private, if you want to?	60%	56%
7.3	Do you have a religion?	57%	65%
	<i>For those who have a religion:</i>		
7.4	Are you able to attend religious services, if you want to?	76%	85%
7.5	Are your religious beliefs respected here?	76%	64%
CONTACT WITH FAMILY AND FRIENDS			
8.1	Have you been able to see your family and friends more than once in the last month:		
	In person (prison visit)?	25%	35%
	Using video calling?	7%	24%
8.2	Do visits usually start and finish on time?	25%	26%
8.3	Are your visitors usually treated respectfully by staff all/most of the time?	58%	74%
8.4	Is it very/quite easy for your family and friends to get here?	27%	36%
8.5	Have staff here encouraged you to keep in touch with your family and friends?	60%	38%
8.6	Have you had any problems with sending or receiving?		
	Emails	39%	37%
	Letters	37%	43%
	Parcels	33%	41%
8.7	Are you able to use a phone every day (if you have credit)?	93%	97%
TIME OUT OF CELL			
9.1	Do you know what the unlock and lock-up times are supposed to be here?	86%	82%

Shading is used to indicate statistical significance*, as follows:

	Green shading shows results that are significantly more positive than the comparator
	Blue shading shows results that are significantly more negative than the comparator
	Orange shading shows significant differences in demographics and background information
	No shading means that differences are not significant and may have occurred by chance
	Grey shading indicates that we have no valid data for this question

* less than 1% probability that the difference is due to chance

Vulnerable prisoners unit (E wing)	Rest of the establishment
30	127

	<i>For those who know what the unlock and lock-up times are supposed to be:</i>		
	Are these times usually kept to?	60%	63%
9.2	Do you usually spend less than 2 hours out of your cell each day on Monday - Fridays?	30%	44%
	Do you usually spend 10 hours or more out of your cell each day on Monday - Fridays?	0%	1%
	Do you usually spend less than 2 hours out of your cell each day on Saturday - Sundays?	62%	66%
	Do you usually spend 10 hours or more out of your cell each day on Saturday - Sundays?	0%	1%
9.3	How many times in a normal week can you complete domestic tasks?		
	Once or more	83%	82%
	Three times or more	57%	56%
	More than five times	23%	34%
	How many times in a normal week can you get association?		
	Once or more	93%	89%
	Three times or more	73%	68%
	More than five times	43%	49%
	How many times in a normal week can you get exercise outside?		
	Once or more	90%	95%
	Three times or more	80%	79%
	More than five times	53%	55%
	How many times in a normal week can you go to the gym or play sports?		
	Once or more	80%	72%
	Three times or more	53%	40%

Shading is used to indicate statistical significance*, as follows:

	Green shading shows results that are significantly more positive than the comparator
	Blue shading shows results that are significantly more negative than the comparator
	Orange shading shows significant differences in demographics and background information
	No shading means that differences are not significant and may have occurred by chance
	Grey shading indicates that we have no valid data for this question

** less than 1% probability that the difference is due to chance*

Vulnerable prisoners unit (E wing)	Rest of the establishment
30	127

	More than five times	13%	11%
9.4	At the weekend, are you able to?		
	Complete domestic tasks	79%	76%
	Get association	90%	87%
	Exercise outside	87%	90%
	Go to the gym or play sports	77%	66%
9.5	Are you able to visit the library once a week or more?	87%	73%
	Are you able to borrow library items kept on the wing once a week or more?	38%	61%
	Are you able to get things from the library delivered to the wing once a week or more?	31%	33%
9.6	Does the library have a wide enough range of materials to meet your needs?	68%	66%
APPLICATIONS, COMPLAINTS AND LEGAL RIGHTS			
10.1	Is it easy for you to make an application?	63%	61%
	<i>For those who have made an application are they usually dealt with:</i>		
10.2	Fairly?	56%	47%
	Within 7 days?	23%	34%
10.3	Is it easy for you to make a complaint?	67%	52%
	<i>For those who have made a complaint are they usually dealt with:</i>		
10.4	Fairly?	37%	25%
	Within 7 days?	29%	33%
10.5	Have you ever been prevented from making a complaint here when you wanted to?	39%	29%
10.6	Do you know how to contact the following organisations?		

Shading is used to indicate statistical significance*, as follows:

	Green shading shows results that are significantly more positive than the comparator
	Blue shading shows results that are significantly more negative than the comparator
	Orange shading shows significant differences in demographics and background information
	No shading means that differences are not significant and may have occurred by chance
	Grey shading indicates that we have no valid data for this question

* less than 1% probability that the difference is due to chance

Vulnerable prisoners unit (E wing)	Rest of the establishment
30	127

	Independent Prisoner Complaint Investigations	27%	41%
	Independent Monitoring Board (IMB)	37%	48%
	<i>For those who need it, is it easy to?</i>		
10.7	Communicate with your solicitor or legal representative	44%	39%
	Attend legal visits	43%	52%
10.8	Have staff here ever opened letters from your solicitor or legal representative when you were not present?	53%	68%
	<i>For those who have had legal letters opened when they were not present:</i>		
	Were you told why?	25%	32%

HEALTH CARE			
11.1	Since arriving in this prison have you experienced any delays getting these things?		
	Your medication	58%	62%
	Your outside medical appointments	56%	37%
	Your agreed social care package	62%	33%
11.2	Is it very/quite easy to see?		
	Doctor	17%	25%
	Nurse	20%	45%
	Dentist	0%	16%
	Pharmacist	37%	37%
	Mental health worker	10%	30%
	Substance misuse worker	10%	35%
11.3	Do you think the quality of the health service is very/quite good from?		

Shading is used to indicate statistical significance*, as follows:

	Green shading shows results that are significantly more positive than the comparator
	Blue shading shows results that are significantly more negative than the comparator
	Orange shading shows significant differences in demographics and background information
	No shading means that differences are not significant and may have occurred by chance
	Grey shading indicates that we have no valid data for this question

* less than 1% probability that the difference is due to chance

Vulnerable prisoners unit (E wing)	Rest of the establishment
30	127

	Doctor	47%	46%
	Nurse	63%	53%
	Dentist	37%	34%
	Pharmacist	53%	40%
	Mental health worker	50%	38%
	Substance misuse worker	20%	33%
11.4	Do you think the overall quality of the health services here is very/quite good?	41%	43%
	<i>For those who are due to be released in the next month:</i>		
11.5	Are you confident there are adequate plans to continue your health care?	9%	44%
11.6	Are you able to lead a healthy lifestyle here (in relation to your physical, mental, dietary needs, emotional and social well-being) always/most of the time?	30%	38%
OTHER SUPPORT NEEDS			
12.1	Do you consider yourself to have a disability (long-term physical, mental or learning needs that affect your day-to-day life)?	57%	58%
	<i>For those who have a disability:</i>		
12.2	Are you getting the support you need in this prison?	47%	27%
12.3	Do you have any mental health problems?	77%	71%
	<i>For those who have any mental health problems:</i>		
12.4	Have you been helped with your mental health problems in this prison?	52%	30%
12.5	Has your mental health got better since arriving at this prison?	13%	12%
ALCOHOL AND DRUGS			
13.1	Do you have a drug or alcohol problem?	13%	32%
	<i>For those who have a drug or alcohol problem:</i>		

Shading is used to indicate statistical significance*, as follows:

	Green shading shows results that are significantly more positive than the comparator
	Blue shading shows results that are significantly more negative than the comparator
	Orange shading shows significant differences in demographics and background information
	No shading means that differences are not significant and may have occurred by chance
	Grey shading indicates that we have no valid data for this question

* less than 1% probability that the difference is due to chance

Vulnerable prisoners unit (E wing)	Rest of the establishment
30	127

13.2	Have you told staff about your drug or alcohol problem?	100%	84%
	<i>For those who have told staff:</i>		
	Have you received help to manage it?	75%	72%
13.3	Have you developed a drug or alcohol problem in this prison (including medication not prescribed to you)?	0%	13%
	<i>For those who have developed a drug or alcohol problem in this prison:</i>		
	Have you received help to manage your drug or alcohol problem (including medication not prescribed to you)?		33%
	<i>For those who have a drug or alcohol problem and are due to be released in the next month:</i>		
13.4	Do you know who to contact for support for your drug or alcohol problem when you leave this prison?	100%	73%
13.5	In this prison, is it easy/very easy to get?		
	Illicit drugs	23%	45%
	Alcohol	7%	16%
	Medication not prescribed to you	30%	41%
SAFETY			
14.1	Have you ever felt unsafe here?	67%	33%
14.2	Do you feel unsafe now?	20%	18%
14.3	Would you report it if you were being bullied/victimised in this prison by:		
	Other prisoners?	53%	24%
	Staff?	50%	33%
14.4	Have you been bullied/victimised in this prison by other prisoners?	45%	19%
14.5	Have you experienced the following bullying/victimisation by other prisoners:		
	Verbal abuse?	34%	15%

Shading is used to indicate statistical significance*, as follows:



Green shading shows results that are significantly more positive than the comparator

Blue shading shows results that are significantly more negative than the comparator

Orange shading shows significant differences in demographics and background information

No shading means that differences are not significant and may have occurred by chance

Grey shading indicates that we have no valid data for this question

** less than 1% probability that the difference is due to chance*

Vulnerable prisoners unit (E wing)	Rest of the establishment
30	127

	Threats or intimidation?	21%	14%
	Physical assault?	10%	8%
	Sexual assault?	0%	1%
	Theft of canteen or property?	14%	12%
	Other bullying/victimisation?	0%	7%
14.4	Have you been bullied/victimised in this prison by staff?	48%	29%
14.5	Have you experienced the following bullying/victimisation by staff:		
	Verbal abuse?	31%	21%
	Threats or intimidation?	28%	15%
	Physical assault?	7%	8%
	Sexual assault?	7%	2%
	Theft of canteen or property?	7%	6%
	Other bullying/victimisation?	24%	19%
BEHAVIOUR MANAGEMENT			
15.1	Does this prison:		
	Reward good behaviour fairly?	23%	33%
	Deal with bad behaviour fairly?	30%	34%
15.2	Are there opportunities and rewards to motivate people in this prison?	33%	26%
	<i>For those who know that there are opportunities and rewards are:</i>		
15.3	Do the opportunities and rewards in this prison motivate you to behave well?	80%	91%

Shading is used to indicate statistical significance*, as follows:

	Green shading shows results that are significantly more positive than the comparator
	Blue shading shows results that are significantly more negative than the comparator
	Orange shading shows significant differences in demographics and background information
	No shading means that differences are not significant and may have occurred by chance
	Grey shading indicates that we have no valid data for this question

* less than 1% probability that the difference is due to chance

Vulnerable prisoners unit (E wing)	Rest of the establishment
30	127

15.4	Do you think the culture in this prison encourages prisoners to behave well?	10%	23%
15.5	Have you been restrained by staff in this prison in the last 6 months?	17%	20%
	<i>For those who have been restrained in the last 6 months:</i>		
	Did anyone come and talk to you about it afterwards?	20%	29%
15.6	Have you spent one or more nights in the segregation unit in this prison in the last 6 months?	3%	16%
	<i>For those who have spent one or more nights in the segregation unit in this prison in the last 6 months:</i>		
	Were you treated well by segregation staff?	0%	63%
	Could you shower every day?	0%	75%
	Could you go outside for exercise every day?	0%	69%
	Could you use the phone every day (if you had credit)?	0%	73%
EDUCATION, SKILLS AND WORK			
16.1	Have you needed support with reading needs in this prison?	52%	54%
	<i>For those who have needed support:</i>		
	Have you been supported (this could include education or wing staff, peer support or anyone else)?	73%	52%
16.2	Do you have any learning difficulties (dyslexia or any other conditions that affect on your learning)?	38%	41%
	<i>For those who have learning difficulties:</i>		
16.3	Have you received help and support from education staff for your learning difficulties?	30%	38%
16.4	In this prison, have you done the following activities?		
	Education	59%	63%
	Vocational or skills training	61%	50%
	Prison job	82%	72%

Shading is used to indicate statistical significance*, as follows:

	Green shading shows results that are significantly more positive than the comparator
	Blue shading shows results that are significantly more negative than the comparator
	Orange shading shows significant differences in demographics and background information
	No shading means that differences are not significant and may have occurred by chance
	Grey shading indicates that we have no valid data for this question

* less than 1% probability that the difference is due to chance

Vulnerable prisoners unit (E wing)	Rest of the establishment
30	127

	Work outside of the prison	25%	35%
	<i>For those who have done the following activities while in this prison, do you think they will help you when you are released?</i>		
	Education	65%	67%
	Vocational or skills training	65%	61%
	Prison job	61%	49%
	Work outside of the prison	57%	62%
16.5	Has the prison allocated you to the education, training or work that will help you when you are released?	40%	45%
16.6	Do wing staff encourage you to go to education, training or work?	44%	44%
SENTENCE PLAN			
17.1	Do you have a sentence plan?	42%	42%
	<i>For those who have a sentence plan:</i>		
17.2	Do you know what your objectives or targets are?	60%	93%
	<i>For those who know what their objectives or targets are:</i>		
	Do you understand what you need to do to achieve your objectives or targets?	100%	79%
	Are any staff here supporting you to achieve the objectives or targets?	33%	37%
	Have you been involved in setting the objectives or targets?	50%	46%
RETURNING TO THE COMMUNITY			
18.1	Do you expect to be released in the next 3 months?	37%	35%
	<i>For those who expect to be released in the next 3 months:</i>		
18.2	Is this prison very/quite near to your home area or the address you will be released to?	18%	57%
18.3	Is anybody helping you to get ready for your release (people like Prison or Community Offender Managers)?	64%	69%

Shading is used to indicate statistical significance*, as follows:



Green shading shows results that are significantly more positive than the comparator

Blue shading shows results that are significantly more negative than the comparator

Orange shading shows significant differences in demographics and background information

No shading means that differences are not significant and may have occurred by chance

Grey shading indicates that we have no valid data for this question

** less than 1% probability that the difference is due to chance*

Vulnerable prisoners unit (E wing)	Rest of the establishment
30	127

18.4	Do you need help to sort out the following for when you are released?		
	Finding accommodation	64%	71%
	Getting employment	80%	52%
	Sorting out benefits	82%	88%
	Finances and debt	73%	63%
	Opening a bank account	20%	56%
	Getting photo ID	50%	76%
18.4	Are you getting help to sort out the following for when you are released, if you need it?		
	Finding accommodation	57%	43%
	Getting employment	50%	45%
	Sorting out benefits	56%	57%
	Finances and debt	38%	44%
	Opening a bank account	100%	48%
	Getting photo ID	60%	35%
FINAL QUESTIONS ABOUT THIS PRISON			
20.1	Do you think your experiences in this prison have made you less likely to offend in the future?	57%	45%

HMP/YOI Lincoln 2025

Comparison of survey responses between sub-populations of prisoners

In this table responses of prisoners who were on remand or awaiting sentence are compared with those of sentenced prisoners.

Shading is used to indicate statistical significance*, as follows:

	Green shading shows results that are significantly more positive than the comparator
	Blue shading shows results that are significantly more negative than the comparator
	Orange shading shows significant differences in demographics and background information
	No shading means that differences are not significant and may have occurred by chance
	Grey shading indicates that we have no valid data for this question

* less than 1% probability that the difference is due to chance

Remand or awaiting sentence prisoners	Sentenced prisoners
52	104

DEMOGRAPHICS AND OTHER BACKGROUND INFORMATION			
1.2	Are you under 21 years of age?	2%	9%
	Are you under 25 years of age?	17%	15%
	Are you 50 years of age or older?	4%	12%
	Are you 70 years of age or older?	0%	0%
1.3	Are you from an ethnic group other than white?	23%	17%
	Are you from a white Gypsy or Irish Traveller or Roma ethnic group?	2%	8%
1.4	Have you been in this prison for less than 6 months?	88%	62%
1.5	Are you currently serving a sentence?		
	Are you on recall?		30%
1.6	Is your sentence less than 12 months?		43%
	Are you here under an indeterminate sentence for public protection (IPP prisoner)?		1%
7.3	Are you Muslim?	14%	11%
12.1	Do you consider yourself to have a disability (long-term physical, mental or learning needs that affect your day-to-day life)?	53%	60%

Shading is used to indicate statistical significance*, as follows:

	Green shading shows results that are significantly more positive than the comparator
	Blue shading shows results that are significantly more negative than the comparator
	Orange shading shows significant differences in demographics and background information
	No shading means that differences are not significant and may have occurred by chance
	Grey shading indicates that we have no valid data for this question

* less than 1% probability that the difference is due to chance

Remand or awaiting sentence prisoners	Sentenced prisoners
52	104

12.3	Do you have any mental health problems?	67%	75%
19.1	Do you have children under the age of 18?	57%	55%
19.2	Are you a foreign national?	12%	5%
19.3	Have you ever been in local authority care (e.g. lived with foster parents or in a children's home, or had a social worker, while you were under 18 years old)?	12%	24%
19.4	Have you ever been in the armed services (e.g. army, navy, air force)?	12%	5%
19.5	Is your gender female, non-binary or other?	2%	1%
19.6	Do you identify as transgender or trans?	2%	1%
19.7	Are you homosexual, bisexual or other sexual orientation?	12%	4%
ARRIVAL AND RECEPTION			
2.1	When you arrived at this prison, did you spend less than 2 hours in reception?	42%	33%
2.2	Were you searched in reception?	98%	100%
	<i>For those who were searched:</i>		
	Was this done in a respectful way?	76%	76%
2.3	Overall, were you treated very/quite well in reception?	75%	77%
2.4	When you first arrived, did you have problems with?		
	Feeling depressed	47%	60%
	Feeling suicidal	13%	22%
	Needing protection from other prisoners	11%	20%
	<i>For those who had the following problems, did staff help you with?</i>		

Shading is used to indicate statistical significance*, as follows:

	Green shading shows results that are significantly more positive than the comparator
	Blue shading shows results that are significantly more negative than the comparator
	Orange shading shows significant differences in demographics and background information
	No shading means that differences are not significant and may have occurred by chance
	Grey shading indicates that we have no valid data for this question

** less than 1% probability that the difference is due to chance*

Remand or awaiting sentence prisoners	Sentenced prisoners
52	104

	Feeling depressed	50%	30%
	Feeling suicidal	20%	24%
	Needing protection from other prisoners	100%	75%
	<i>For those who had any problems when they first arrived:</i>		
2.5	Were you able to talk to a member of staff in private?	59%	46%
2.6	Did you see someone from health care in reception?	94%	97%
FIRST NIGHT AND INDUCTION			
3.1	Before you were locked up on your first night here, were you offered?		
	Nicotine replacement (including vapes)	96%	88%
	Toiletries	67%	64%
	A shower	40%	26%
	A free phone call	33%	29%
	Something to eat	90%	81%
	The chance to talk to a Listener or Samaritans	29%	17%
	Support from another prisoner (e.g. Insider or prisoner rep)	24%	14%
3.2	On your first night in this prison, was your cell very/quite clean?	69%	64%
3.3	Did you feel safe on your first night here?	87%	78%
3.4	Did you have numbers put on your PIN phone within 24 hours?	13%	11%
3.5	In your first few days here, did you get?		

Shading is used to indicate statistical significance*, as follows:

	Green shading shows results that are significantly more positive than the comparator
	Blue shading shows results that are significantly more negative than the comparator
	Orange shading shows significant differences in demographics and background information
	No shading means that differences are not significant and may have occurred by chance
	Grey shading indicates that we have no valid data for this question

** less than 1% probability that the difference is due to chance*

Remand or awaiting sentence prisoners	Sentenced prisoners
52	104

	Items from the prison shop/canteen	48%	47%
	Access to clean clothing that fitted you	56%	45%
	PIN phone credit	55%	47%
	Your personal property	46%	36%
3.6	Have you had an induction at this prison?	96%	99%
	<i>For those who have had an induction:</i>		
	Did your induction cover everything you needed to know about this prison?	62%	57%
ON THE WING			
4.1	Are you in a cell on your own?	8%	20%
4.2	Is your cell call bell normally answered within 5 minutes?	50%	51%
4.3	On the wing or houseblock you are currently living on:		
	Do you normally have enough clean clothing that fits you?	48%	42%
	Can you have a shower every day if you want one?	86%	88%
	Can you get clean bedding every week if you want it?	92%	80%
	Can you get cell cleaning materials every week if you want them?	77%	77%
	Can you get your stored property promptly, if you need it?	25%	11%
4.4	Is it normally quiet enough on the wing or houseblock for you to relax:		
	During the day?	65%	58%
	At night?	67%	57%

Shading is used to indicate statistical significance*, as follows:

	Green shading shows results that are significantly more positive than the comparator
	Blue shading shows results that are significantly more negative than the comparator
	Orange shading shows significant differences in demographics and background information
	No shading means that differences are not significant and may have occurred by chance
	Grey shading indicates that we have no valid data for this question

** less than 1% probability that the difference is due to chance*

Remand or awaiting sentence prisoners	Sentenced prisoners
52	104

4.5	Normally, are these communal areas of your wing or houseblock very/quite clean?		
	Landings and stairs	83%	78%
	Association areas	79%	79%
	Servery	80%	81%
	Showers	57%	40%
	Exercise yard	63%	55%
4.6	Have you been on an ACCT in this prison?	25%	23%
	<i>For those who have been on an ACCT:</i>		
	Did you feel cared for by staff?	62%	48%
4.7	Is it very/quite easy for you to speak to a Listener if you need to?	27%	29%
FOOD AND CANTEEN			
5.1	Is the quality of the food in this prison very/quite good?	49%	48%
5.2	Do you get enough to eat at mealtimes always/most of the time?	29%	33%
5.3	Does the shop/canteen sell the things that you need?	58%	66%
5.4	Can you use catalogues/other providers to buy the things you need?	61%	64%
RELATIONSHIPS WITH STAFF			
6.1	Do most staff here treat you with respect?	75%	69%
6.2	Are there any staff here you could turn to if you had a problem?	67%	70%
6.3	In the last week, has any member of staff talked to you about how you are getting on?	43%	40%

Shading is used to indicate statistical significance*, as follows:

	Green shading shows results that are significantly more positive than the comparator
	Blue shading shows results that are significantly more negative than the comparator
	Orange shading shows significant differences in demographics and background information
	No shading means that differences are not significant and may have occurred by chance
	Grey shading indicates that we have no valid data for this question

* less than 1% probability that the difference is due to chance

Remand or awaiting sentence prisoners	Sentenced prisoners
52	104

6.4	Do you have a named officer (key worker)?	92%	92%
	<i>For those who have a named officer (key worker):</i>		
	Is your named officer (key worker) very/quite helpful?	66%	68%
6.5	Are prisoners here consulted about things like food, canteen or wing issues?	37%	38%
	If so, do things sometimes change?	42%	35%
6.6	If you want to, can you talk to managers, governors or directors in this prison?	37%	24%
6.7	Have you shared a problem with a manager, governor or director?	45%	63%
	<i>For those who have shared a problem with a manager, governor or director:</i>		
	Did they try to help you?	35%	29%
FAITH			
7.1	Have you spoken to the Chaplaincy team in this prison?	65%	72%
7.2	Are you able to speak to the Chaplaincy team in private, if you want to?	50%	60%
7.3	Do you have a religion?	58%	67%
	<i>For those who have a religion:</i>		
7.4	Are you able to attend religious services, if you want to?	79%	82%
7.5	Are your religious beliefs respected here?	72%	63%
CONTACT WITH FAMILY AND FRIENDS			
8.1	Have you been able to see your family and friends more than once in the last month:		
	In person (prison visit)?	36%	32%

Shading is used to indicate statistical significance*, as follows:

	Green shading shows results that are significantly more positive than the comparator
	Blue shading shows results that are significantly more negative than the comparator
	Orange shading shows significant differences in demographics and background information
	No shading means that differences are not significant and may have occurred by chance
	Grey shading indicates that we have no valid data for this question

** less than 1% probability that the difference is due to chance*

Remand or awaiting sentence prisoners	Sentenced prisoners
52	104

	Using video calling?	19%	22%
8.2	Do visits usually start and finish on time?	25%	26%
8.3	Are your visitors usually treated respectfully by staff all/most of the time?	73%	71%
8.4	Is it very/quite easy for your family and friends to get here?	28%	38%
8.5	Have staff here encouraged you to keep in touch with your family and friends?	49%	38%
8.6	Have you had any problems with sending or receiving?		
	Emails	35%	39%
	Letters	34%	45%
	Parcels	41%	39%
8.7	Are you able to use a phone every day (if you have credit)?	98%	95%
TIME OUT OF CELL			
9.1	Do you know what the unlock and lock-up times are supposed to be here?	78%	85%
	<i>For those who know what the unlock and lock-up times are supposed to be:</i>		
	Are these times usually kept to?	64%	61%
9.2	Do you usually spend less than 2 hours out of your cell each day on Monday - Fridays?	37%	45%
	Do you usually spend 10 hours or more out of your cell each day on Monday - Fridays?	2%	0%
	Do you usually spend less than 2 hours out of your cell each day on Saturday - Sundays?	67%	65%
	Do you usually spend 10 hours or more out of your cell each day on Saturday - Sundays?	2%	0%
9.3	How many times in a normal week can you complete domestic tasks?		

Shading is used to indicate statistical significance*, as follows:



Green shading shows results that are significantly more positive than the comparator

Blue shading shows results that are significantly more negative than the comparator

Orange shading shows significant differences in demographics and background information

No shading means that differences are not significant and may have occurred by chance

Grey shading indicates that we have no valid data for this question

** less than 1% probability that the difference is due to chance*

Remand or awaiting sentence prisoners	Sentenced prisoners
52	104

	Once or more	82%	81%
	Three times or more	58%	54%
	More than five times	34%	29%
	How many times in a normal week can you get association?		
	Once or more	88%	89%
	Three times or more	69%	67%
	More than five times	46%	48%
	How many times in a normal week can you get exercise outside?		
	Once or more	92%	95%
	Three times or more	82%	78%
	More than five times	61%	52%
	How many times in a normal week can you go to the gym or play sports?		
	Once or more	67%	76%
	Three times or more	38%	44%
	More than five times	10%	12%
9.3	Are you able to do the following more than 5 days in a normal week?		
	Complete domestic tasks	34%	29%
	Get association	46%	48%

Shading is used to indicate statistical significance*, as follows:

	Green shading shows results that are significantly more positive than the comparator
	Blue shading shows results that are significantly more negative than the comparator
	Orange shading shows significant differences in demographics and background information
	No shading means that differences are not significant and may have occurred by chance
	Grey shading indicates that we have no valid data for this question

* less than 1% probability that the difference is due to chance

Remand or awaiting sentence prisoners	Sentenced prisoners
52	104

	Exercise outside	61%	52%
	Go to the gym or play sports	10%	12%
9.4	At the weekend, are you able to?		
	Complete domestic tasks	74%	77%
	Get association	84%	87%
	Exercise outside	86%	91%
	Go to the gym or play sports	67%	69%
9.5	Are you able to visit the library once a week or more?	80%	73%
	Are you able to borrow library items kept on the wing once a week or more?	63%	54%
	Are you able to get things from the library delivered to the wing once a week or more?	38%	31%
9.6	Does the library have a wide enough range of materials to meet your needs?	56%	70%
APPLICATIONS, COMPLAINTS AND LEGAL RIGHTS			
10.1	Is it easy for you to make an application?	61%	62%
	<i>For those who have made an application are they usually dealt with:</i>		
10.2	Fairly?	47%	48%
	Within 7 days?	36%	29%
10.3	Is it easy for you to make a complaint?	49%	57%
	<i>For those who have made a complaint are they usually dealt with:</i>		
10.4	Fairly?	23%	30%

Shading is used to indicate statistical significance*, as follows:

	Green shading shows results that are significantly more positive than the comparator
	Blue shading shows results that are significantly more negative than the comparator
	Orange shading shows significant differences in demographics and background information
	No shading means that differences are not significant and may have occurred by chance
	Grey shading indicates that we have no valid data for this question

* less than 1% probability that the difference is due to chance

Remand or awaiting sentence prisoners	Sentenced prisoners
52	104

	Within 7 days?	27%	34%
10.5	Have you ever been prevented from making a complaint here when you wanted to?	37%	30%
10.6	Do you know how to contact the following organisations?		
	Independent Prisoner Complaint Investigations	33%	40%
	Independent Monitoring Board (IMB)	43%	46%
	<i>For those who need it, is it easy to?</i>		
10.7	Communicate with your solicitor or legal representative	31%	44%
	Attend legal visits	45%	53%
10.8	Have staff here ever opened letters from your solicitor or legal representative when you were not present?	58%	69%
	<i>For those who have had legal letters opened when they were not present:</i>		
	Were you told why?	30%	29%
HEALTH CARE			
11.1	Since arriving in this prison have you experienced any delays getting these things?		
	Your medication	55%	65%
	Your outside medical appointments	48%	38%
	Your agreed social care package	44%	37%
11.2	Is it very/quite easy to see?		
	Doctor	25%	25%
	Nurse	29%	47%

Shading is used to indicate statistical significance*, as follows:

	Green shading shows results that are significantly more positive than the comparator
	Blue shading shows results that are significantly more negative than the comparator
	Orange shading shows significant differences in demographics and background information
	No shading means that differences are not significant and may have occurred by chance
	Grey shading indicates that we have no valid data for this question

* less than 1% probability that the difference is due to chance

Remand or awaiting sentence prisoners	Sentenced prisoners
52	104

	Dentist	18%	11%
	Pharmacist	37%	37%
	Mental health worker	23%	28%
	Substance misuse worker	19%	37%
11.3	Do you think the quality of the health service is very/quite good from?		
	Doctor	42%	50%
	Nurse	52%	59%
	Dentist	38%	34%
	Pharmacist	43%	42%
	Mental health worker	38%	43%
	Substance misuse worker	25%	34%
11.4	Do you think the overall quality of the health services here is very/quite good?	35%	46%
	<i>For those who are due to be released in the next month:</i>		
11.5	Are you confident there are adequate plans to continue your health care?	33%	36%
11.6	Are you able to lead a healthy lifestyle here (in relation to your physical, mental, dietary needs, emotional and social well-being) always/most of the time?	43%	31%
OTHER SUPPORT NEEDS			
12.1	Do you consider yourself to have a disability (long-term physical, mental or learning needs that affect your day-to-day life)?	53%	60%
	<i>For those who have a disability:</i>		
12.2	Are you getting the support you need in this prison?	33%	29%

Shading is used to indicate statistical significance*, as follows:

	Green shading shows results that are significantly more positive than the comparator
	Blue shading shows results that are significantly more negative than the comparator
	Orange shading shows significant differences in demographics and background information
	No shading means that differences are not significant and may have occurred by chance
	Grey shading indicates that we have no valid data for this question

* less than 1% probability that the difference is due to chance

Remand or awaiting sentence prisoners	Sentenced prisoners
52	104

12.3	Do you have any mental health problems?	67%	75%
<i>For those who have any mental health problems:</i>			
12.4	Have you been helped with your mental health problems in this prison?	38%	33%
12.5	Has your mental health got better since arriving at this prison?	10%	13%
ALCOHOL AND DRUGS			
13.1	Do you have a drug or alcohol problem?	24%	30%
<i>For those who have a drug or alcohol problem:</i>			
13.2	Have you told staff about your drug or alcohol problem?	83%	90%
<i>For those who have told staff:</i>			
	Have you received help to manage it?	50%	78%
13.3	Have you developed a drug or alcohol problem in this prison (including medication not prescribed to you)?	8%	12%
<i>For those who have developed a drug or alcohol problem in this prison:</i>			
	Have you received help to manage your drug or alcohol problem (including medication not prescribed to you)?	25%	33%
<i>For those who have a drug or alcohol problem and are due to be released in the next month:</i>			
13.4	Do you know who to contact for support for your drug or alcohol problem when you leave this prison?	50%	81%
13.5	In this prison, is it easy/very easy to get?		
	Illicit drugs	35%	44%
	Alcohol	10%	17%
	Medication not prescribed to you	29%	44%
SAFETY			

Shading is used to indicate statistical significance*, as follows:

	Green shading shows results that are significantly more positive than the comparator
	Blue shading shows results that are significantly more negative than the comparator
	Orange shading shows significant differences in demographics and background information
	No shading means that differences are not significant and may have occurred by chance
	Grey shading indicates that we have no valid data for this question

** less than 1% probability that the difference is due to chance*

Remand or awaiting sentence prisoners	Sentenced prisoners
52	104

14.1	Have you ever felt unsafe here?	31%	45%
14.2	Do you feel unsafe now?	13%	22%
14.3	Would you report it if you were being bullied/victimised in this prison by:		
	Other prisoners?	31%	28%
	Staff?	44%	32%
14.4	Have you been bullied/victimised in this prison by other prisoners?	8%	31%
14.5	Have you experienced the following bullying/victimisation by other prisoners:		
	Verbal abuse?	6%	25%
	Threats or intimidation?	2%	23%
	Physical assault?	2%	12%
	Sexual assault?	0%	1%
	Theft of canteen or property?	4%	16%
	Other bullying/victimisation?	2%	7%
14.4	Have you been bullied/victimised in this prison by staff?	25%	36%
14.5	Have you experienced the following bullying/victimisation by staff:		
	Verbal abuse?	15%	25%
	Threats or intimidation?	10%	22%
	Physical assault?	6%	9%

Shading is used to indicate statistical significance*, as follows:

	Green shading shows results that are significantly more positive than the comparator
	Blue shading shows results that are significantly more negative than the comparator
	Orange shading shows significant differences in demographics and background information
	No shading means that differences are not significant and may have occurred by chance
	Grey shading indicates that we have no valid data for this question

* less than 1% probability that the difference is due to chance

Remand or awaiting sentence prisoners	Sentenced prisoners
52	104

	Sexual assault?	4%	2%
	Theft of canteen or property?	8%	7%
	Other bullying/victimisation?	15%	22%
BEHAVIOUR MANAGEMENT			
15.1	Does this prison:		
	Reward good behaviour fairly?	31%	30%
	Deal with bad behaviour fairly?	35%	31%
15.2	Are there opportunities and rewards to motivate people in this prison?	31%	25%
	<i>For those who know that there are opportunities and rewards are:</i>		
15.3	Do the opportunities and rewards in this prison motivate you to behave well?	100%	84%
15.4	Do you think the culture in this prison encourages prisoners to behave well?	31%	14%
15.5	Have you been restrained by staff in this prison in the last 6 months?	12%	22%
	<i>For those who have been restrained in the last 6 months:</i>		
	Did anyone come and talk to you about it afterwards?	17%	32%
15.6	Have you spent one or more nights in the segregation unit in this prison in the last 6 months?	11%	16%
	<i>For those who have spent one or more nights in the segregation unit in this prison in the last 6 months:</i>		
	Were you treated well by segregation staff?	67%	63%
	Could you shower every day?	80%	71%
	Could you go outside for exercise every day?	80%	64%

Shading is used to indicate statistical significance*, as follows:

	Green shading shows results that are significantly more positive than the comparator
	Blue shading shows results that are significantly more negative than the comparator
	Orange shading shows significant differences in demographics and background information
	No shading means that differences are not significant and may have occurred by chance
	Grey shading indicates that we have no valid data for this question

* less than 1% probability that the difference is due to chance

Remand or awaiting sentence prisoners	Sentenced prisoners
52	104

	Could you use the phone every day (if you had credit)?	100%	64%
EDUCATION, SKILLS AND WORK			
16.1	Have you needed support with reading needs in this prison?	49%	55%
	<i>For those who have needed support:</i>		
	Have you been supported (this could include education or wing staff, peer support or anyone else)?	72%	48%
16.2	Do you have any learning difficulties (dyslexia or any other conditions that affect on your learning)?	37%	40%
	<i>For those who have learning difficulties:</i>		
16.3	Have you received help and support from education staff for your learning difficulties?	17%	45%
16.4	In this prison, have you done the following activities?		
	Education	57%	64%
	Vocational or skills training	44%	55%
	Prison job	70%	75%
	Work outside of the prison	43%	26%
	<i>For those who have done the following activities while in this prison, do you think they will help you when you are released?</i>		
	Education	69%	65%
	Vocational or skills training	71%	58%
	Prison job	60%	47%
	Work outside of the prison	71%	50%
16.5	Has the prison allocated you to the education, training or work that will help you when you are released?	49%	41%

Shading is used to indicate statistical significance*, as follows:


	Green shading shows results that are significantly more positive than the comparator
	Blue shading shows results that are significantly more negative than the comparator
	Orange shading shows significant differences in demographics and background information
	No shading means that differences are not significant and may have occurred by chance
	Grey shading indicates that we have no valid data for this question

* less than 1% probability that the difference is due to chance

Remand or awaiting sentence prisoners	Sentenced prisoners
52	104

16.6	Do wing staff encourage you to go to education, training or work?	46%	43%
SENTENCE PLAN			
17.1	Do you have a sentence plan?		40%
	<i>For those who have a sentence plan:</i>		
17.2	Do you know what your objectives or targets are?		85%
	<i>For those who know what their objectives or targets are:</i>		
	Do you understand what you need to do to achieve your objectives or targets?		82%
	Are any staff here supporting you to achieve the objectives or targets?		38%
	Have you been involved in setting the objectives or targets?		48%
RETURNING TO THE COMMUNITY			
18.1	Do you expect to be released in the next 3 months?	14%	46%
	<i>For those who expect to be released in the next 3 months:</i>		
18.2	Is this prison very/quite near to your home area or the address you will be released to?	43%	48%
18.3	Is anybody helping you to get ready for your release (people like Prison or Community Offender Managers)?	43%	74%
18.4	Do you need help to sort out the following for when you are released?		
	Finding accommodation	71%	72%
	Getting employment	57%	60%
	Sorting out benefits	71%	89%
	Finances and debt	67%	64%

Shading is used to indicate statistical significance*, as follows:



Green shading shows results that are significantly more positive than the comparator

Blue shading shows results that are significantly more negative than the comparator

Orange shading shows significant differences in demographics and background information

No shading means that differences are not significant and may have occurred by chance

Grey shading indicates that we have no valid data for this question

** less than 1% probability that the difference is due to chance*

Remand or awaiting sentence prisoners	Sentenced prisoners
52	104

	Opening a bank account	50%	49%
	Getting photo ID	50%	73%
18.4	Are you getting help to sort out the following for when you are released, if you need it?		
	Finding accommodation	40%	48%
	Getting employment	50%	44%
	Sorting out benefits	60%	55%
	Finances and debt	75%	38%
	Opening a bank account	33%	55%
	Getting photo ID	33%	39%
FINAL QUESTIONS ABOUT THIS PRISON			
20.1	Do you think your experiences in this prison have made you less likely to offend in the future?	58%	42%

HMP/YOI Lincoln 2025

Comparison of survey responses between sub-populations of prisoners

In this table responses of prisoners who are under 25 are compared to those who are 25 and over.

Please note that these analyses are based on summary data from selected survey questions only.

Shading is used to indicate statistical significance*, as follows:


	Green shading shows results that are significantly more positive than the comparator
	Blue shading shows results that are significantly more negative than the comparator
	Orange shading shows significant differences in demographics and background information
	No shading means that differences are not significant and may have occurred by chance
	Grey shading indicates that we have no valid data for this question

* less than 1% probability that the difference is due to chance

	Under 25	25 and over
Number of completed questionnaires returned	26	133

DEMOGRAPHICS AND OTHER BACKGROUND INFORMATION			
1.2	Are you under 21 years of age?	38%	
	Are you 70 years of age or older?		0%
1.3	Are you from an ethnic group other than white?	31%	17%
	Are you from a white Gypsy or Irish Traveller or Roma ethnic group?	12%	5%
7.3	Are you Muslim?	25%	10%
12.1	Do you consider yourself to have a disability (long-term physical, mental or learning needs that affect your day-to-day life)?	48%	60%
12.3	Do you have any mental health problems?	64%	74%
19.2	Are you a foreign national?	13%	6%
19.3	Have you ever been in local authority care (e.g. lived with foster parents or in a children's home, or had a social worker, while you were under 18 years old)?	29%	20%
19.5	Is your gender female, non-binary or other?	0%	2%
19.6	Do you identify as transgender or trans?	0%	2%
19.7	Are you homosexual, bisexual or other sexual orientation?	12%	5%
ARRIVAL AND RECEPTION			
2.2	When you were searched in reception, was this done in a respectful way?	68%	77%
2.3	Overall, were you treated very/quite well in reception?	76%	76%
2.4	When you first arrived, did you have problems with?:		
	Feeling depressed	27%	61%
	Feeling suicidal	5%	22%

Shading is used to indicate statistical significance*, as follows:



Green shading shows results that are significantly more positive than the comparator

Blue shading shows results that are significantly more negative than the comparator

Orange shading shows significant differences in demographics and background information

No shading means that differences are not significant and may have occurred by chance

Grey shading indicates that we have no valid data for this question

* less than 1% probability that the difference is due to chance

Number of completed questionnaires returned

Under 25	25 and over
26	133

	Needing protection from other prisoners	18%	17%
	<i>For those who had the following problems, did staff help you with?:</i>		
	Feeling depressed	0%	39%
	Feeling suicidal	0%	24%
	Needing protection from other prisoners	75%	81%
2.5	Were you able to talk to a member of staff in private?	23%	54%
FIRST NIGHT AND INDUCTION			
3.3	Did you feel safe on your first night here?	81%	80%
3.6	Have you had an induction at this prison?	96%	98%
	<i>For those who have had an induction:</i>		
	Did your induction cover everything you needed to know about this prison?	65%	57%
ON THE WING			
4.2	Is your cell call bell normally answered within 5 minutes?	20%	57%
4.3	On the wing or houseblock you are currently living on:		
	Do you normally have enough clean clothing that fits you?	42%	45%
	Can you have access to a shower every day?	88%	88%
4.4	Is it normally quiet enough on the wing or houseblock for you to relax:		
	During the day?	67%	59%
	At night?	58%	62%
4.6	Have you been on an ACCT in this prison?	19%	24%
	<i>For those who have been on an ACCT:</i>		
	Did you feel cared for by staff?	0%	61%
FOOD AND CANTEEN			
5.1	Is the quality of the food in this prison very/quite good?	36%	52%
5.2	Do you get enough to eat at mealtimes always/most of the time?	23%	33%
5.3	Does the shop/canteen sell the things that you need?	48%	66%
RELATIONSHIPS WITH STAFF			

Shading is used to indicate statistical significance*, as follows:

	Green shading shows results that are significantly more positive than the comparator
	Blue shading shows results that are significantly more negative than the comparator
	Orange shading shows significant differences in demographics and background information
	No shading means that differences are not significant and may have occurred by chance
	Grey shading indicates that we have no valid data for this question

* less than 1% probability that the difference is due to chance

	Under 25	25 and over
Number of completed questionnaires returned	26	133

6.1	Do most staff here treat you with respect?	68%	72%
6.2	Are there any staff here you could turn to if you had a problem?	60%	71%
6.3	In the last week, has any member of staff talked to you about how you are getting on?	28%	44%
6.5	Are prisoners here consulted about things like food, canteen or wing issues?	40%	37%
6.6	If you wanted to, can you talk to managers, governors or directors in this prison?	16%	30%
6.7	<i>For those who have shared a problem with a manager, governor or director:</i>		
	Did they try to help you?	8%	35%

FAITH

7.2	Are you able to speak to the Chaplaincy team in private, if you want to?	38%	59%
	<i>For those who have a religion:</i>		
7.4	Are you able to go to religious services, if you want to?	67%	84%
7.5	Are your religious beliefs respected here?	47%	70%

CONTACT WITH FAMILY AND FRIENDS

8.3	Are your visitors usually treated respectfully by staff all/most of the time?	63%	74%
8.5	Have staff here encouraged you to keep in touch with your family and friends?	20%	46%
8.7	Are you able to use a phone every day (if you have credit)?	96%	96%

TIME OUT OF CELL

9.2	Do you usually spend less than 2 hours out of your cell on Monday - Fridays?	54%	40%
	Do you usually spend 10 hours or more out of your cell on Monday - Fridays?	0%	1%
	Do you usually spend less than 2 hours out of your cell each day on Saturday - Sundays?	75%	64%
	Do you usually spend 10 hours or more out of your cell each day on Saturday - Sundays?	0%	1%
9.3	Are you able to do the following more than 5 days in a normal week?		
	Exercise outside	42%	58%
	Go to the gym or play sports	12%	11%
9.6	Does the library have a wide enough range of materials to meet your needs?	43%	69%

APPLICATIONS, COMPLAINTS AND LEGAL RIGHTS

Shading is used to indicate statistical significance*, as follows:


	Green shading shows results that are significantly more positive than the comparator
	Blue shading shows results that are significantly more negative than the comparator
	Orange shading shows significant differences in demographics and background information
	No shading means that differences are not significant and may have occurred by chance
	Grey shading indicates that we have no valid data for this question

* less than 1% probability that the difference is due to chance

	Under 25	25 and over
Number of completed questionnaires returned	26	133

10.1	Is it easy for you to make an application?	46%	65%
	<i>For those who have made an application are they usually dealt with:</i>		
10.2	Fairly?	29%	51%
10.3	Is it easy for you to make a complaint?	24%	61%
	<i>For those who have made a complaint are they usually dealt with:</i>		
10.4	Fairly?	0%	33%
10.5	Have you ever been prevented from making a complaint here when you wanted to?	47%	29%
HEALTH CARE			
11.1	Since arriving in this prison have you experienced any delays getting these things?		
	Your medication	50%	63%
	Your outside medical appointments	56%	39%
	Your agreed social care package	40%	39%
11.2	Is it very/quite easy to see?:		
	Doctor	12%	27%
	Nurse	12%	46%
	Dentist	8%	14%
	Pharmacist	20%	40%
	Mental health worker	4%	30%
	Substance misuse worker	8%	35%
11.4	Do you think the overall quality of the health services here is very/quite good?	38%	44%
11.6	Are you able to lead a healthy lifestyle here (in relation to your physical, mental, dietary needs, emotional and social well-being) always/most of the time?	32%	36%
OTHER SUPPORT NEEDS			
12.1	Do you consider yourself to have a disability (long-term physical, mental or learning needs that affect your day-to-day life)?	48%	60%
	<i>For those who have a disability:</i>		
12.2	Are you getting the support you need?	30%	32%
12.3	Do you have any mental health problems?	64%	74%
	<i>For those who have any mental health problems:</i>		

Shading is used to indicate statistical significance*, as follows:



Green shading shows results that are significantly more positive than the comparator

Blue shading shows results that are significantly more negative than the comparator

Orange shading shows significant differences in demographics and background information

No shading means that differences are not significant and may have occurred by chance

Grey shading indicates that we have no valid data for this question

** less than 1% probability that the difference is due to chance*

	Under 25	25 and over
Number of completed questionnaires returned	26	133

12.4	Have you been helped with your mental health problems in this prison?	7%	39%
12.5	Has your mental health got better since arriving at this prison?	0%	14%
ALCOHOL AND DRUGS			
13.3	Have you developed a drug or alcohol problem in this prison (including medication not prescribed to you)?	8%	11%
SAFETY			
14.1	Have you ever felt unsafe here?	31%	42%
14.2	Do you feel unsafe now?	19%	19%
14.3	Would you report it if you were being bullied/victimised in this prison by:		
	Other prisoners?	20%	31%
	Staff?	25%	38%
14.4	Have you been bullied/victimised in this prison by other prisoners?	23%	24%
	Have you been bullied/victimised in this prison by staff?	46%	30%
BEHAVIOUR MANAGEMENT			
15.1	Does this prison:		
	Reward good behaviour fairly?	19%	33%
	Deal with bad behaviour fairly?	24%	35%
	<i>For those who know that there are opportunities and rewards:</i>		
15.3	Do the opportunities and rewards motivate you to behave well?	67%	90%
15.4	Do you think the culture in this prison encourages prisoners to behave well?	8%	23%
15.5	Have you been physically restrained by staff in this prison in the last 6 months?	35%	16%
15.6	Have you spent one or more nights in the segregation unit in this prison in the last 6 months?	16%	14%
EDUCATION, SKILLS AND WORK			
16.1	<i>For those who have needed support:</i>		
	Have you been supported (this could include education or wing staff, peer support or anyone else)?	23%	61%
16.2	Do you have any learning difficulties (dyslexia or any other conditions that affect on your learning)?	42%	39%
16.5	Has the prison allocated you to the education, training or work that will help you when you are released?	29%	47%

Shading is used to indicate statistical significance*, as follows:

	Green shading shows results that are significantly more positive than the comparator
	Blue shading shows results that are significantly more negative than the comparator
	Orange shading shows significant differences in demographics and background information
	No shading means that differences are not significant and may have occurred by chance
	Grey shading indicates that we have no valid data for this question

** less than 1% probability that the difference is due to chance*

Number of completed questionnaires returned

	Under 25	25 and over
	26	133

SENTENCE PLAN			
17.1	Do you have a sentence plan?	24%	45%
	<i>For those who have a sentence plan:</i>		
17.2	Do you know what your objectives or targets are?	75%	86%
	<i>For those who know what their objectives or targets are:</i>		
	Are any staff here supporting you to achieve the objectives or targets?	0%	40%
RETURNING TO THE COMMUNITY			
	<i>For those who expect to be released in the next 3 months:</i>		
18.3	Is anybody helping you to get ready for your release (people like Prison or Community Offender Managers)?	29%	74%
FINAL QUESTIONS ABOUT THIS PRISON			
20.1	Do you think your experiences in this prison have made you less likely to offend in the future?	35%	49%

HMP/YOI Lincoln 2025

Comparison of survey responses between sub-populations of prisoners

In this table responses of all other ethnic groups combined are compared with those of white prisoners.

Please note that these analyses are based on summary data from selected survey questions only.

Shading is used to indicate statistical significance*, as follows:



Green shading shows results that are significantly more positive than the comparator

Blue shading shows results that are significantly more negative than the comparator

Orange shading shows significant differences in demographics and background information

No shading means that differences are not significant and may have occurred by chance

Grey shading indicates that we have no valid data for this question

* less than 1% probability that the difference is due to chance

	All other ethnic groups combined	White prisoners
Number of completed questionnaires returned	30	128

DEMOGRAPHICS AND OTHER BACKGROUND INFORMATION			
1.2	Are you under 25 years of age?	27%	14%
	Are you 50 years of age or older?	7%	9%
1.3	Are you from an ethnic group other than white?		
	Are you from a white Gypsy or Irish Traveller or Roma ethnic group?		7%
7.3	Are you Muslim?	50%	3%
12.1	Do you consider yourself to have a disability (long-term physical, mental or learning needs that affect your day-to-day life)?	43%	62%
12.3	Do you have any mental health problems?	61%	75%
19.2	Are you a foreign national?	14%	6%
19.3	Have you ever been in local authority care (e.g. lived with foster parents or in a children's home, or had a social worker, while you were under 18 years old)?	24%	20%
19.5	Is your gender female, non-binary or other?	0%	2%
19.6	Do you identify as transgender or trans?	0%	2%
19.7	Are you homosexual, bisexual or other sexual orientation?	0%	8%
ARRIVAL AND RECEPTION			
2.2	When you were searched in reception, was this done in a respectful way?	73%	77%
2.3	Overall, were you treated very/quite well in reception?	73%	77%
2.4	When you first arrived, did you have problems with?:		
	Feeling depressed	54%	56%
	Feeling suicidal	6%	21%
	Needing protection from other prisoners	24%	15%

Shading is used to indicate statistical significance*, as follows:

	Green shading shows results that are significantly more positive than the comparator
	Blue shading shows results that are significantly more negative than the comparator
	Orange shading shows significant differences in demographics and background information
	No shading means that differences are not significant and may have occurred by chance
	Grey shading indicates that we have no valid data for this question

* less than 1% probability that the difference is due to chance

	All other ethnic groups combined	White prisoners
Number of completed questionnaires returned	30	128

	For those who had the following problems, did staff help you with?:		
	Feeling depressed	33%	38%
	Feeling suicidal	100%	19%
	Needing protection from other prisoners	80%	80%
2.5	Were you able to talk to a member of staff in private?	65%	47%
FIRST NIGHT AND INDUCTION			
3.3	Did you feel safe on your first night here?	80%	81%
3.6	Have you had an induction at this prison?	97%	98%
	For those who have had an induction:		
	Did your induction cover everything you needed to know about this prison?	54%	60%
ON THE WING			
4.2	Is your cell call bell normally answered within 5 minutes?	48%	52%
4.3	On the wing or houseblock you are currently living on:		
	Do you normally have enough clean clothing that fits you?	50%	44%
	Can you have access to a shower every day?	80%	90%
4.4	Is it normally quiet enough on the wing or houseblock for you to relax:		
	During the day?	76%	57%
	At night?	72%	59%
4.6	Have you been on an ACCT in this prison?	24%	23%
	For those who have been on an ACCT:		
	Did you feel cared for by staff?	57%	52%
FOOD AND CANTEEN			
5.1	Is the quality of the food in this prison very/quite good?	45%	51%
5.2	Do you get enough to eat at mealtimes always/most of the time?	33%	31%
5.3	Does the shop/canteen sell the things that you need?	53%	66%
RELATIONSHIPS WITH STAFF			
6.1	Do most staff here treat you with respect?	59%	75%

Shading is used to indicate statistical significance*, as follows:

	Green shading shows results that are significantly more positive than the comparator
	Blue shading shows results that are significantly more negative than the comparator
	Orange shading shows significant differences in demographics and background information
	No shading means that differences are not significant and may have occurred by chance
	Grey shading indicates that we have no valid data for this question

* less than 1% probability that the difference is due to chance

	All other ethnic groups combined	White prisoners
Number of completed questionnaires returned	30	128

6.2	Are there any staff here you could turn to if you had a problem?	46%	75%
6.3	In the last week, has any member of staff talked to you about how you are getting on?	41%	42%
6.5	Are prisoners here consulted about things like food, canteen or wing issues?	45%	36%
6.6	If you wanted to, can you talk to managers, governors or directors in this prison?	31%	27%
6.7	<i>For those who have shared a problem with a manager, governor or director:</i>		
	Did they try to help you?	22%	34%

FAITH

7.2	Are you able to speak to the Chaplaincy team in private, if you want to?	59%	55%
	<i>For those who have a religion:</i>		
7.4	Are you able to go to religious services, if you want to?	85%	80%
7.5	Are your religious beliefs respected here?	50%	73%

CONTACT WITH FAMILY AND FRIENDS

8.3	Are your visitors usually treated respectfully by staff all/most of the time?	62%	75%
8.5	Have staff here encouraged you to keep in touch with your family and friends?	37%	43%
8.7	Are you able to use a phone every day (if you have credit)?	92%	97%

TIME OUT OF CELL

9.2	Do you usually spend less than 2 hours out of your cell on Monday - Fridays?	37%	43%
	Do you usually spend 10 hours or more out of your cell on Monday - Fridays?	0%	1%
	Do you usually spend less than 2 hours out of your cell each day on Saturday - Sundays?	52%	68%
	Do you usually spend 10 hours or more out of your cell each day on Saturday - Sundays?	0%	1%
9.3	Are you able to do the following more than 5 days in a normal week?		
	Exercise outside	44%	58%
	Go to the gym or play sports	12%	12%
9.6	Does the library have a wide enough range of materials to meet your needs?	58%	68%

APPLICATIONS, COMPLAINTS AND LEGAL RIGHTS

10.1	Is it easy for you to make an application?	57%	63%
	<i>For those who have made an application are they usually dealt with:</i>		

Shading is used to indicate statistical significance*, as follows:



Green shading shows results that are significantly more positive than the comparator

Blue shading shows results that are significantly more negative than the comparator

Orange shading shows significant differences in demographics and background information

No shading means that differences are not significant and may have occurred by chance

Grey shading indicates that we have no valid data for this question

* less than 1% probability that the difference is due to chance

Number of completed questionnaires returned

All other ethnic groups combined	White prisoners
30	128

10.2	Fairly?	24%	54%
10.3	Is it easy for you to make a complaint?	61%	54%
	<i>For those who have made a complaint are they usually dealt with:</i>		
10.4	Fairly?	7%	32%
10.5	Have you ever been prevented from making a complaint here when you wanted to?	39%	30%
HEALTH CARE			
11.1	Since arriving in this prison have you experienced any delays getting these things?		
	Your medication	52%	64%
	Your outside medical appointments	59%	35%
	Your agreed social care package	44%	38%
11.2	Is it very/quite easy to see?:		
	Doctor	24%	25%
	Nurse	41%	41%
	Dentist	17%	12%
	Pharmacist	36%	37%
	Mental health worker	28%	26%
	Substance misuse worker	17%	33%
11.4	Do you think the overall quality of the health services here is very/quite good?	48%	43%
11.6	Are you able to lead a healthy lifestyle here (in relation to your physical, mental, dietary needs, emotional and social well-being) always/most of the time?	41%	35%
OTHER SUPPORT NEEDS			
12.1	Do you consider yourself to have a disability (long-term physical, mental or learning needs that affect your day-to-day life)?	43%	62%
	<i>For those who have a disability:</i>		
12.2	Are you getting the support you need?	30%	32%
12.3	Do you have any mental health problems?	61%	75%
	<i>For those who have any mental health problems:</i>		
12.4	Have you been helped with your mental health problems in this prison?	29%	35%
12.5	Has your mental health got better since arriving at this prison?	19%	10%

Shading is used to indicate statistical significance*, as follows:

	Green shading shows results that are significantly more positive than the comparator
	Blue shading shows results that are significantly more negative than the comparator
	Orange shading shows significant differences in demographics and background information
	No shading means that differences are not significant and may have occurred by chance
	Grey shading indicates that we have no valid data for this question

* less than 1% probability that the difference is due to chance

	All other ethnic groups combined	White prisoners
Number of completed questionnaires returned	30	128

ALCOHOL AND DRUGS			
13.3	Have you developed a drug or alcohol problem in this prison (including medication not prescribed to you)?	4%	12%
SAFETY			
14.1	Have you ever felt unsafe here?	34%	41%
14.2	Do you feel unsafe now?	24%	17%
14.3	Would you report it if you were being bullied/victimised in this prison by:		
	Other prisoners?	39%	26%
	Staff?	50%	33%
14.4	Have you been bullied/victimised in this prison by other prisoners?	28%	23%
	Have you been bullied/victimised in this prison by staff?	45%	30%
BEHAVIOUR MANAGEMENT			
15.1	Does this prison:		
	Reward good behaviour fairly?	28%	31%
	Deal with bad behaviour fairly?	38%	32%
	<i>For those who know that there are opportunities and rewards:</i>		
15.3	Do the opportunities and rewards motivate you to behave well?	88%	88%
15.4	Do you think the culture in this prison encourages prisoners to behave well?	24%	20%
15.5	Have you been physically restrained by staff in this prison in the last 6 months?	21%	19%
15.6	Have you spent one or more nights in the segregation unit in this prison in the last 6 months?	29%	11%
EDUCATION, SKILLS AND WORK			
16.1	<i>For those who have needed support:</i>		
	Have you been supported (this could include education or wing staff, peer support or anyone else)?	56%	54%
16.2	Do you have any learning difficulties (dyslexia or any other conditions that affect on your learning)?	24%	44%
16.5	Has the prison allocated you to the education, training or work that will help you when you are released?	46%	43%
SENTENCE PLAN			
17.1	Do you have a sentence plan?	50%	40%

Shading is used to indicate statistical significance*, as follows:

	Green shading shows results that are significantly more positive than the comparator
	Blue shading shows results that are significantly more negative than the comparator
	Orange shading shows significant differences in demographics and background information
	No shading means that differences are not significant and may have occurred by chance
	Grey shading indicates that we have no valid data for this question

** less than 1% probability that the difference is due to chance*

	All other ethnic groups combined	White prisoners
Number of completed questionnaires returned	30	128

	<i>For those who have a sentence plan:</i>		
17.2	Do you know what your objectives or targets are?	100%	82%
	<i>For those who know what their objectives or targets are:</i>		
	Are any staff here supporting you to achieve the objectives or targets?	43%	35%
RETURNING TO THE COMMUNITY			
	<i>For those who expect to be released in the next 3 months:</i>		
18.3	Is anybody helping you to get ready for your release (people like Prison or Community Offender Managers)?	90%	64%
FINAL QUESTIONS ABOUT THIS PRISON			
20.1	Do you think your experiences in this prison have made you less likely to offend in the future?	54%	46%


HMP/YOI Lincoln 2025

Comparison of survey responses between sub-populations of prisoners

In this table responses of Muslim prisoners are compared with those of non-Muslim prisoners.

Please note that these analyses are based on summary data from selected survey questions only.

Shading is used to indicate statistical significance*, as follows:



Green shading shows results that are significantly more positive than the comparator

Blue shading shows results that are significantly more negative than the comparator

Orange shading shows significant differences in demographics and background information

No shading means that differences are not significant and may have occurred by chance

Grey shading indicates that we have no valid data for this question

* less than 1% probability that the difference is due to chance

	Muslim	Non-Muslim
Number of completed questionnaires returned	19	135

DEMOGRAPHICS AND OTHER BACKGROUND INFORMATION			
1.2	Are you under 25 years of age?	32%	13%
	Are you 50 years of age or older?	0%	10%
1.3	Are you from an ethnic group other than white?	78%	10%
	Are you from a white Gypsy or Irish Traveller or Roma ethnic group?	6%	6%
7.3	Are you Muslim?		
12.1	Do you consider yourself to have a disability (long-term physical, mental or learning needs that affect your day-to-day life)?	44%	61%
12.3	Do you have any mental health problems?	56%	75%
19.2	Are you a foreign national?	21%	5%
19.3	Have you ever been in local authority care (e.g. lived with foster parents or in a children's home, or had a social worker, while you were under 18 years old)?	16%	22%
19.5	Is your gender female, non-binary or other?	0%	2%
19.6	Do you identify as transgender or trans?	0%	2%
19.7	Are you homosexual, bisexual or other sexual orientation?	0%	8%
ARRIVAL AND RECEPTION			
2.2	When you were searched in reception, was this done in a respectful way?	61%	80%
2.3	Overall, were you treated very/quite well in reception?	67%	77%
2.4	When you first arrived, did you have problems with?:		
	Feeling depressed	63%	56%
	Feeling suicidal	17%	20%
	Needing protection from other prisoners	21%	17%

Shading is used to indicate statistical significance*, as follows:



Green shading shows results that are significantly more positive than the comparator

Blue shading shows results that are significantly more negative than the comparator

Orange shading shows significant differences in demographics and background information

No shading means that differences are not significant and may have occurred by chance

Grey shading indicates that we have no valid data for this question

* less than 1% probability that the difference is due to chance

Number of completed questionnaires returned

Muslim	Non-Muslim
19	135

<i>For those who had the following problems, did staff help you with?:</i>			
	Feeling depressed	20%	38%
	Feeling suicidal	0%	25%
	Needing protection from other prisoners	67%	82%
2.5	Were you able to talk to a member of staff in private?	36%	53%
FIRST NIGHT AND INDUCTION			
3.3	Did you feel safe on your first night here?	74%	82%
3.6	Have you had an induction at this prison?	100%	98%
	<i>For those who have had an induction:</i>		
	Did your induction cover everything you needed to know about this prison?	56%	58%
ON THE WING			
4.2	Is your cell call bell normally answered within 5 minutes?	50%	53%
4.3	On the wing or houseblock you are currently living on:		
	Do you normally have enough clean clothing that fits you?	41%	46%
	Can you have access to a shower every day?	83%	89%
4.4	Is it normally quiet enough on the wing or houseblock for you to relax:		
	During the day?	61%	59%
	At night?	56%	61%
4.6	Have you been on an ACCT in this prison?	21%	24%
	<i>For those who have been on an ACCT:</i>		
	Did you feel cared for by staff?	50%	53%
FOOD AND CANTEEN			
5.1	Is the quality of the food in this prison very/quite good?	44%	49%
5.2	Do you get enough to eat at mealtimes always/most of the time?	37%	30%
5.3	Does the shop/canteen sell the things that you need?	42%	67%
RELATIONSHIPS WITH STAFF			
6.1	Do most staff here treat you with respect?	50%	75%

Shading is used to indicate statistical significance*, as follows:

	Green shading shows results that are significantly more positive than the comparator
	Blue shading shows results that are significantly more negative than the comparator
	Orange shading shows significant differences in demographics and background information
	No shading means that differences are not significant and may have occurred by chance
	Grey shading indicates that we have no valid data for this question

* less than 1% probability that the difference is due to chance

	Muslim	Non-Muslim
Number of completed questionnaires returned	19	135

6.2	Are there any staff here you could turn to if you had a problem?	50%	72%
6.3	In the last week, has any member of staff talked to you about how you are getting on?	33%	43%
6.5	Are prisoners here consulted about things like food, canteen or wing issues?	39%	37%
6.6	If you wanted to, can you talk to managers, governors or directors in this prison?	28%	28%
6.7	<i>For those who have shared a problem with a manager, governor or director:</i>		
	Did they try to help you?	17%	35%

FAITH

7.2	Are you able to speak to the Chaplaincy team in private, if you want to?	53%	56%
	<i>For those who have a religion:</i>		
7.4	Are you able to go to religious services, if you want to?	84%	81%
7.5	Are your religious beliefs respected here?	47%	71%

CONTACT WITH FAMILY AND FRIENDS

8.3	Are your visitors usually treated respectfully by staff all/most of the time?	60%	73%
8.5	Have staff here encouraged you to keep in touch with your family and friends?	35%	44%
8.7	Are you able to use a phone every day (if you have credit)?	88%	97%

TIME OUT OF CELL

9.2	Do you usually spend less than 2 hours out of your cell on Monday - Fridays?	39%	42%
	Do you usually spend 10 hours or more out of your cell on Monday - Fridays?	0%	1%
	Do you usually spend less than 2 hours out of your cell each day on Saturday - Sundays?	56%	67%
	Do you usually spend 10 hours or more out of your cell each day on Saturday - Sundays?	0%	1%
9.3	Are you able to do the following more than 5 days in a normal week?		
	Exercise outside	61%	55%
	Go to the gym or play sports	12%	12%
9.6	Does the library have a wide enough range of materials to meet your needs?	31%	70%

APPLICATIONS, COMPLAINTS AND LEGAL RIGHTS

10.1	Is it easy for you to make an application?	58%	62%
	<i>For those who have made an application are they usually dealt with:</i>		

Shading is used to indicate statistical significance*, as follows:



Green shading shows results that are significantly more positive than the comparator

Blue shading shows results that are significantly more negative than the comparator

Orange shading shows significant differences in demographics and background information

No shading means that differences are not significant and may have occurred by chance

Grey shading indicates that we have no valid data for this question

** less than 1% probability that the difference is due to chance*

Number of completed questionnaires returned

Muslim	Non-Muslim
19	135

10.2	Fairly?	20%	53%
10.3	Is it easy for you to make a complaint?	56%	54%
	<i>For those who have made a complaint are they usually dealt with:</i>		
10.4	Fairly?	0%	32%
10.5	Have you ever been prevented from making a complaint here when you wanted to?	50%	28%
HEALTH CARE			
11.1	Since arriving in this prison have you experienced any delays getting these things?		
	Your medication	57%	62%
	Your outside medical appointments	42%	41%
	Your agreed social care package	38%	38%
11.2	Is it very/quite easy to see?:		
	Doctor	32%	23%
	Nurse	42%	40%
	Dentist	21%	11%
	Pharmacist	32%	38%
	Mental health worker	26%	26%
	Substance misuse worker	26%	31%
11.4	Do you think the overall quality of the health services here is very/quite good?	53%	42%
11.6	Are you able to lead a healthy lifestyle here (in relation to your physical, mental, dietary needs, emotional and social well-being) always/most of the time?	28%	36%
OTHER SUPPORT NEEDS			
12.1	Do you consider yourself to have a disability (long-term physical, mental or learning needs that affect your day-to-day life)?	44%	61%
	<i>For those who have a disability:</i>		
12.2	Are you getting the support you need?	57%	29%
12.3	Do you have any mental health problems?	56%	75%
	<i>For those who have any mental health problems:</i>		
12.4	Have you been helped with your mental health problems in this prison?	40%	34%
12.5	Has your mental health got better since arriving at this prison?	18%	11%

Shading is used to indicate statistical significance*, as follows:



Green shading shows results that are significantly more positive than the comparator

Blue shading shows results that are significantly more negative than the comparator

Orange shading shows significant differences in demographics and background information

No shading means that differences are not significant and may have occurred by chance

Grey shading indicates that we have no valid data for this question

* less than 1% probability that the difference is due to chance

Number of completed questionnaires returned

Muslim	Non-Muslim
19	135

ALCOHOL AND DRUGS			
13.3	Have you developed a drug or alcohol problem in this prison (including medication not prescribed to you)?	6%	11%
SAFETY			
14.1	Have you ever felt unsafe here?	42%	40%
14.2	Do you feel unsafe now?	32%	17%
14.3	Would you report it if you were being bullied/victimised in this prison by:		
	Other prisoners?	47%	27%
	Staff?	42%	35%
14.4	Have you been bullied/victimised in this prison by other prisoners?	26%	24%
	Have you been bullied/victimised in this prison by staff?	47%	30%
BEHAVIOUR MANAGEMENT			
15.1	Does this prison:		
	Reward good behaviour fairly?	26%	32%
	Deal with bad behaviour fairly?	37%	33%
	<i>For those who know that there are opportunities and rewards:</i>		
15.3	Do the opportunities and rewards motivate you to behave well?	100%	87%
15.4	Do you think the culture in this prison encourages prisoners to behave well?	21%	21%
15.5	Have you been physically restrained by staff in this prison in the last 6 months?	21%	18%
15.6	Have you spent one or more nights in the segregation unit in this prison in the last 6 months?	21%	13%
EDUCATION, SKILLS AND WORK			
16.1	<i>For those who have needed support:</i>		
	Have you been supported (this could include education or wing staff, peer support or anyone else)?	46%	57%
16.2	Do you have any learning difficulties (dyslexia or any other conditions that affect on your learning)?	21%	42%
16.5	Has the prison allocated you to the education, training or work that will help you when you are released?	39%	43%
SENTENCE PLAN			
17.1	Do you have a sentence plan?	42%	41%

A vertical bar chart consisting of five stacked rectangular segments. From top to bottom, the colors are green, blue, orange, white, and grey. Each segment is outlined in black and has an equal height.

Blue shading shows results that are significantly more negative than the comparator

No shading means that differences are not significant and may have occurred by chance

* less than 1% probability that the difference is due to chance

	Muslim	Non-Muslim
d	19	135

Number of completed questionnaires returned

	<i>For those who have a sentence plan:</i>		
17.2	Do you know what your objectives or targets are?	75%	86%
	<i>For those who know what their objectives or targets are:</i>		
	Are any staff here supporting you to achieve the objectives or targets?	33%	38%
RETURNING TO THE COMMUNITY			
	<i>For those who expect to be released in the next 3 months:</i>		
18.3	Is anybody helping you to get ready for your release (people like Prison or Community Offender Managers)?	71%	71%
FINAL QUESTIONS ABOUT THIS PRISON			
20.1	Do you think your experiences in this prison have made you less likely to offend in the future?	41%	48%

HMP/YOI Lincoln 2025

Comparison of survey responses between sub-populations of prisoners

In this table responses of prisoners who reported that they had a disability are compared with those who did not.

Please note that these analyses are based on summary data from selected survey questions only.

Shading is used to indicate statistical significance*, as follows:

	Green shading shows results that are significantly more positive than the comparator
	Blue shading shows results that are significantly more negative than the comparator
	Orange shading shows significant differences in demographics and background information
	No shading means that differences are not significant and may have occurred by chance
	Grey shading indicates that we have no valid data for this question

* less than 1% probability that the difference is due to chance

	Have a disability	Do not have a disability
Number of completed questionnaires returned	90	65

DEMOGRAPHICS AND OTHER BACKGROUND INFORMATION			
1.2	Are you under 25 years of age?	13%	20%
	Are you 50 years of age or older?	12%	5%
1.3	Are you from an ethnic group other than white?	13%	25%
	Are you from a white Gypsy or Irish Traveller or Roma ethnic group?	7%	5%
7.3	Are you Muslim?	9%	16%
12.1	Do you consider yourself to have a disability (long-term physical, mental or learning needs)?		
12.3	Do you have any mental health problems?	96%	40%
19.2	Are you a foreign national?	1%	16%
19.3	Have you ever been in local authority care (e.g. lived with foster parents or in a children's home, or had a social worker, while you were under 18 years old)?	28%	11%
19.5	Is your gender female, non-binary or other?	2%	0%
19.6	Do you identify as transgender or trans?	2%	0%
19.7	Are you homosexual, bisexual or other sexual orientation?	6%	8%
ARRIVAL AND RECEPTION			
2.2	When you were searched in reception, was this done in a respectful way?	73%	80%
2.3	Overall, were you treated very/quite well in reception?	70%	85%
2.4	When you first arrived, did you have problems with?:		
	Feeling depressed	64%	44%
	Feeling suicidal	25%	12%
	Needing protection from other prisoners	20%	14%

Shading is used to indicate statistical significance*, as follows:

	Green shading shows results that are significantly more positive than the comparator
	Blue shading shows results that are significantly more negative than the comparator
	Orange shading shows significant differences in demographics and background information
	No shading means that differences are not significant and may have occurred by chance
	Grey shading indicates that we have no valid data for this question

* less than 1% probability that the difference is due to chance

	Have a disability	Do not have a disability
Number of completed questionnaires returned	90	65

	For those who had the following problems, did staff help you with?:		
	Feeling depressed	34%	41%
	Feeling suicidal	19%	33%
	Needing protection from other prisoners	69%	100%
2.5	Were you able to talk to a member of staff in private?	46%	57%
FIRST NIGHT AND INDUCTION			
3.3	Did you feel safe on your first night here?	81%	80%
3.6	Have you had an induction at this prison?	99%	97%
	For those who have had an induction:		
	Did your induction cover everything you needed to know about this prison?	54%	65%
ON THE WING			
4.2	Is your cell call bell normally answered within 5 minutes?	47%	57%
4.3	On the wing or houseblock you are currently living on:		
	Do you normally have enough clean clothing that fits you?	36%	55%
	Can you have access to a shower every day?	89%	88%
4.4	Is it normally quiet enough on the wing or houseblock for you to relax:		
	During the day?	58%	64%
	At night?	57%	66%
4.6	Have you been on an ACCT in this prison?	24%	23%
	For those who have been on an ACCT:		
	Did you feel cared for by staff?	52%	53%
FOOD AND CANTEEN			
5.1	Is the quality of the food in this prison very/quite good?	52%	45%
5.2	Do you get enough to eat at mealtimes always/most of the time?	33%	29%
5.3	Does the shop/canteen sell the things that you need?	64%	62%
RELATIONSHIPS WITH STAFF			
6.1	Do most staff here treat you with respect?	71%	72%

Shading is used to indicate statistical significance*, as follows:

	Green shading shows results that are significantly more positive than the comparator
	Blue shading shows results that are significantly more negative than the comparator
	Orange shading shows significant differences in demographics and background information
	No shading means that differences are not significant and may have occurred by chance
	Grey shading indicates that we have no valid data for this question

* less than 1% probability that the difference is due to chance

	Have a disability	Do not have a disability
Number of completed questionnaires returned	90	65

6.2	Are there any staff here you could turn to if you had a problem?	70%	69%
6.3	In the last week, has any member of staff talked to you about how you are getting on?	35%	51%
6.5	Are prisoners here consulted about things like food, canteen or wing issues?	30%	46%
6.6	If you wanted to, can you talk to managers, governors or directors in this prison?	25%	33%
6.7	<i>For those who have shared a problem with a manager, governor or director:</i>		
	Did they try to help you?	29%	35%

FAITH

7.2	Are you able to speak to the Chaplaincy team in private, if you want to?	58%	55%
	<i>For those who have a religion:</i>		
7.4	Are you able to go to religious services, if you want to?	76%	91%
7.5	Are your religious beliefs respected here?	68%	65%

CONTACT WITH FAMILY AND FRIENDS

8.3	Are your visitors usually treated respectfully by staff all/ most of the time?	59%	84%
8.5	Have staff here encouraged you to keep in touch with your family/friends?	33%	54%
8.7	Are you able to use a phone every day (if you have credit)?	94%	98%

TIME OUT OF CELL

9.2	Do you usually spend less than 2 hours out of your cell on Monday - Fridays?	48%	33%
	Do you usually spend 10 hours or more out of your cell on Monday - Fridays?	1%	0%
	Do you usually spend less than 2 hours out of your cell each day on Saturday - Sundays?	72%	56%
	Do you usually spend 10 hours or more out of your cell each day on Saturday - Sundays?	1%	0%
9.3	Are you able to do the following more than 5 days in a normal week?		
	Exercise outside	52%	61%
	Go to the gym or play sports	11%	13%
9.6	Does the library have a wide enough range of materials to meet your needs?	63%	70%

APPLICATIONS, COMPLAINTS AND LEGAL RIGHTS

10.1	Is it easy for you to make an application?	61%	62%
	<i>For those who have made an application are they usually dealt with:</i>		

Shading is used to indicate statistical significance*, as follows:

	Green shading shows results that are significantly more positive than the comparator
	Blue shading shows results that are significantly more negative than the comparator
	Orange shading shows significant differences in demographics and background information
	No shading means that differences are not significant and may have occurred by chance
	Grey shading indicates that we have no valid data for this question

* less than 1% probability that the difference is due to chance

	Have a disability	Do not have a disability
Number of completed questionnaires returned	90	65

10.2	Fairly?	51%	46%
10.3	Is it easy for you to make a complaint?	52%	59%
	<i>For those who have made a complaint are they usually dealt with:</i>		
10.4	Fairly?	24%	37%
10.5	Have you ever been prevented from making a complaint here when you wanted to?	38%	20%
HEALTH CARE			
11.1	Since arriving in this prison, have you experienced any delays accessing?:		
	Your medication	73%	40%
	Your outside medical appointments	49%	30%
	Your agreed social care package	45%	30%
11.2	Is it very/quite easy to see?:		
	Doctor	25%	25%
	Nurse	44%	38%
	Dentist	13%	14%
	Pharmacist	33%	42%
	Mental health worker	28%	23%
	Substance misuse worker	33%	28%
11.4	Do you think the overall quality of the health services here is very/quite good?	39%	49%
11.6	Are you able to lead a healthy lifestyle here (in relation to your physical, mental, dietary needs, emotional and social well-being) always/most of the time?	30%	44%
OTHER SUPPORT NEEDS			
12.1	Do you consider yourself to have a disability (long-term physical, mental or learning needs)?		
	<i>For those who have a disability:</i>		
12.2	Are you getting the support you need?	32%	
12.3	Do you have any mental health problems?	96%	40%
	<i>For those who have needed help with their mental health problems:</i>		
12.4	Have you been helped with your mental health problems in this prison?	34%	35%
12.5	Has your mental health got better since arriving at this prison?	13%	10%

Shading is used to indicate statistical significance*, as follows:

	Green shading shows results that are significantly more positive than the comparator
	Blue shading shows results that are significantly more negative than the comparator
	Orange shading shows significant differences in demographics and background information
	No shading means that differences are not significant and may have occurred by chance
	Grey shading indicates that we have no valid data for this question

* less than 1% probability that the difference is due to chance

	Have a disability	Do not have a disability
Number of completed questionnaires returned	90	65

ALCOHOL AND DRUGS			
13.3	Have you developed a drug or alcohol problem in this prison (including medication not prescribed to you)?	16%	3%
SAFETY			
14.1	Have you ever felt unsafe here?	44%	32%
14.2	Do you feel unsafe now?	21%	14%
14.3	Would you report it if you were being bullied/victimised in this prison by:		
	Other prisoners?	27%	31%
	Staff?	35%	37%
14.4	Have you been bullied/victimised in this prison by other prisoners?	29%	17%
	Have you been bullied/victimised in this prison by staff?	44%	17%
BEHAVIOUR MANAGEMENT			
15.1	Does this prison:		
	Reward good behaviour fairly?	30%	32%
	Deal with bad behaviour fairly?	30%	36%
	<i>For those who know that there are opportunities and rewards:</i>		
15.3	Do the opportunities and rewards motivate you to behave well?	91%	89%
15.4	Do you think the culture in this prison encourages prisoners to behave well?	20%	22%
15.5	Have you been physically restrained by staff in this prison in the last 6 months?	24%	12%
15.6	Have you spent one or more nights in the segregation unit in this prison in the last 6 months?	16%	13%
EDUCATION, SKILLS AND WORK			
16.1	<i>For those who have needed support:</i>		
	Have you been supported (this could include education or wing staff, peer support or anyone else)?	47%	75%
16.2	Do you have any learning difficulties (dyslexia or any other conditions that affect on your learning)?	59%	14%
16.5	Has the prison allocated you to the education, training or work that will help you when you are released?	39%	49%
SENTENCE PLAN			
17.1	Do you have a sentence plan?	41%	41%

Shading is used to indicate statistical significance*, as follows:

	Green shading shows results that are significantly more positive than the comparator
	Blue shading shows results that are significantly more negative than the comparator
	Orange shading shows significant differences in demographics and background information
	No shading means that differences are not significant and may have occurred by chance
	Grey shading indicates that we have no valid data for this question

** less than 1% probability that the difference is due to chance*

	Have a disability	Do not have a disability
Number of completed questionnaires returned	90	65

	<i>For those who have a sentence plan:</i>		
17.2	Do you know what your objectives or targets are?	88%	81%
	<i>For those who know what their objectives or targets are:</i>		
	Are any staff here supporting you to achieve the objectives or targets?	35%	38%
RETURNING TO THE COMMUNITY			
	<i>For those who expect to be released in the next 3 months:</i>		
18.3	Is anybody helping you to get ready for your release (people like Prison or Community Offender Managers)?	69%	67%
FINAL QUESTIONS ABOUT THIS PRISON			
20.1	Do you think your experiences in this prison have made you less likely to offend in the future?	38%	59%

HMP/YOI Lincoln 2025

Comparison of survey responses between sub-populations of prisoners

In this table responses of prisoners who reported that they had mental health problems are compared with those who did not.

Please note that these analyses are based on summary data from selected survey questions only.

Shading is used to indicate statistical significance*, as follows:



Green shading shows results that are significantly more positive than the comparator

Blue shading shows results that are significantly more negative than the comparator

Orange shading shows significant differences in demographics and background information

No shading means that differences are not significant and may have occurred by chance

Grey shading indicates that we have no valid data for this question

* less than 1% probability that the difference is due to chance

	Have mental health problems	Do not have mental health problems
Number of completed questionnaires returned	112	43

DEMOGRAPHICS AND OTHER BACKGROUND INFORMATION			
1.2	Are you under 25 years of age?	14%	21%
	Are you 50 years of age or older?	9%	9%
1.3	Are you from an ethnic group other than white?	15%	26%
	Are you from a white Gypsy or Irish Traveller or Roma ethnic group?	5%	7%
7.3	Are you Muslim?	9%	20%
12.1	Do you consider yourself to have a disability (long-term physical, mental or learning needs that affect your day-to-day life)?	77%	9%
12.3	Do you have any mental health problems?		
19.2	Are you a foreign national?	2%	22%
19.3	Have you ever been in local authority care (e.g. lived with foster parents or in a children's home, or had a social worker, while you were under 18 years old)?	25%	10%
19.5	Is your gender female, non-binary or other?	2%	0%
19.6	Do you identify as transgender or trans?	2%	0%
19.7	Are you homosexual, bisexual or other sexual orientation?	5%	12%
ARRIVAL AND RECEPTION			
2.2	When you were searched in reception, was this done in a respectful way?	74%	81%
2.3	Overall, were you treated very/quite well in reception?	72%	86%
2.4	When you first arrived, did you have problems with?:		
	Feeling depressed	63%	35%
	Feeling suicidal	23%	10%
	Needing protection from other prisoners	16%	21%

Shading is used to indicate statistical significance*, as follows:

	Green shading shows results that are significantly more positive than the comparator
	Blue shading shows results that are significantly more negative than the comparator
	Orange shading shows significant differences in demographics and background information
	No shading means that differences are not significant and may have occurred by chance
	Grey shading indicates that we have no valid data for this question

* less than 1% probability that the difference is due to chance

	Have mental health problems	Do not have mental health problems
Number of completed questionnaires returned	112	43

	For those who had the following problems, did staff help you with?:		
	Feeling depressed	36%	36%
	Feeling suicidal	16%	67%
	Needing protection from other prisoners	77%	86%
2.5	Were you able to talk to a member of staff in private?	49%	55%
FIRST NIGHT AND INDUCTION			
3.3	Did you feel safe on your first night here?	79%	86%
3.6	Have you had an induction at this prison?	99%	95%
	For those who have had an induction:		
	Did your induction cover everything you needed to know about this prison?	54%	71%
ON THE WING			
4.2	Is your cell call bell normally answered within 5 minutes?	47%	63%
4.3	On the wing or houseblock you are currently living on:		
	Do you normally have enough clean clothing that fits you?	37%	63%
	Can you have access to a shower every day?	87%	91%
4.4	Is it normally quiet enough on the wing or houseblock for you to relax:		
	During the day?	56%	73%
	At night?	56%	73%
4.6	Have you been on an ACCT in this prison?	25%	21%
	For those who have been on an ACCT:		
	Did you feel cared for by staff?	48%	67%
FOOD AND CANTEEN			
5.1	Is the quality of the food in this prison very/quite good?	48%	52%
5.2	Do you get enough to eat at mealtimes always/most of the time?	31%	33%
5.3	Does the shop/canteen sell the things that you need?	64%	60%
RELATIONSHIPS WITH STAFF			
6.1	Do most staff here treat you with respect?	70%	74%

Shading is used to indicate statistical significance*, as follows:

	Green shading shows results that are significantly more positive than the comparator
	Blue shading shows results that are significantly more negative than the comparator
	Orange shading shows significant differences in demographics and background information
	No shading means that differences are not significant and may have occurred by chance
	Grey shading indicates that we have no valid data for this question

* less than 1% probability that the difference is due to chance

		Have mental health problems	Do not have mental health problems
	Number of completed questionnaires returned	112	43

6.2	Are there any staff here you could turn to if you had a problem?	69%	73%
6.3	In the last week, has any member of staff talked to you about how you are getting on?	41%	44%
6.5	Are prisoners here consulted about things like food, canteen or wing issues?	36%	40%
6.6	If you wanted to, can you talk to managers, governors or directors in this prison?	25%	36%
6.7	<i>For those who have shared a problem with a manager, governor or director:</i>		
	Did they try to help you?	31%	32%

FAITH

7.2	Are you able to speak to the Chaplaincy team in private, if you want to?	60%	49%
	<i>For those who have a religion:</i>		
7.4	Are you able to go to religious services, if you want to?	77%	90%
7.5	Are your religious beliefs respected here?	64%	73%

CONTACT WITH FAMILY AND FRIENDS

8.3	Are your visitors usually treated respectfully by staff all/most of the time?	63%	89%
8.5	Have staff here encouraged you to keep in touch with your family and friends?	37%	53%
8.7	Are you able to use a phone every day (if you have credit)?	95%	98%

TIME OUT OF CELL

9.2	Do you usually spend less than 2 hours out of your cell on Monday - Fridays?	44%	36%
	Do you usually spend 10 hours or more out of your cell on Monday - Fridays?	1%	0%
	Do you usually spend less than 2 hours out of your cell each day on Saturday - Sundays?	66%	62%
	Do you usually spend 10 hours or more out of your cell each day on Saturday - Sundays?	1%	0%
9.3	Are you able to do the following more than 5 days in a normal week?		
	Exercise outside	56%	55%
	Go to the gym or play sports	11%	13%
9.6	Does the library have a wide enough range of materials to meet your needs?	65%	70%

APPLICATIONS, COMPLAINTS AND LEGAL RIGHTS

10.1	Is it easy for you to make an application?	60%	65%
	<i>For those who have made an application are they usually dealt with:</i>		

Shading is used to indicate statistical significance*, as follows:



Green shading shows results that are significantly more positive than the comparator

Blue shading shows results that are significantly more negative than the comparator

Orange shading shows significant differences in demographics and background information

No shading means that differences are not significant and may have occurred by chance

Grey shading indicates that we have no valid data for this question

* less than 1% probability that the difference is due to chance

	Have mental health problems	Do not have mental health problems
Number of completed questionnaires returned	112	43

10.2	Fairly?	51%	42%
10.3	Is it easy for you to make a complaint?	52%	63%
	<i>For those who have made a complaint are they usually dealt with:</i>		
10.4	Fairly?	25%	37%
10.5	Have you ever been prevented from making a complaint here when you wanted to?	35%	18%
HEALTH CARE			
11.1	Since arriving in this prison have you experienced any delays getting these things?		
	Your medication	67%	44%
	Your outside medical appointments	45%	33%
	Your agreed social care package	44%	25%
11.2	Is it very/quite easy to see?:		
	Doctor	22%	33%
	Nurse	42%	38%
	Dentist	11%	19%
	Pharmacist	35%	41%
	Mental health worker	28%	21%
	Substance misuse worker	32%	29%
11.4	Do you think the overall quality of the health services here is very/quite good?	40%	51%
11.6	Are you able to lead a healthy lifestyle here (in relation to your physical, mental, dietary needs, emotional and social well-being) always/most of the time?	32%	45%
OTHER SUPPORT NEEDS			
12.1	Do you consider yourself to have a disability (long-term physical, mental or learning needs that affect your day-to-day life)?	77%	9%
	<i>For those who have a disability:</i>		
12.2	Are you getting the support you need?	32%	33%
12.3	Do you have any mental health problems?		
	<i>For those who have any mental health problems:</i>		
12.4	Have you been helped with your mental health problems in this prison?	34%	
12.5	Has your mental health got better since arriving at this prison?	13%	7%

Shading is used to indicate statistical significance*, as follows:

	Green shading shows results that are significantly more positive than the comparator
	Blue shading shows results that are significantly more negative than the comparator
	Orange shading shows significant differences in demographics and background information
	No shading means that differences are not significant and may have occurred by chance
	Grey shading indicates that we have no valid data for this question

* less than 1% probability that the difference is due to chance

	Have mental health problems	Do not have mental health problems
Number of completed questionnaires returned	112	43

ALCOHOL AND DRUGS			
13.3	Have you developed a drug or alcohol problem in this prison (including medication not prescribed to you)?	13%	5%
SAFETY			
14.1	Have you ever felt unsafe here?	43%	30%
14.2	Do you feel unsafe now?	18%	19%
14.3	Would you report it if you were being bullied/victimised in this prison by:		
	Other prisoners?	25%	37%
	Staff?	31%	49%
14.4	Have you been bullied/victimised in this prison by other prisoners?	28%	14%
	Have you been bullied/victimised in this prison by staff?	40%	14%
BEHAVIOUR MANAGEMENT			
15.1	Does this prison:		
	Reward good behaviour fairly?	28%	37%
	Deal with bad behaviour fairly?	29%	43%
	<i>For those who know that there are opportunities and rewards:</i>		
15.3	Do the opportunities and rewards motivate you to behave well?	90%	92%
15.4	Do you think the culture in this prison encourages prisoners to behave well?	18%	28%
15.5	Have you been physically restrained by staff in this prison in the last 6 months?	22%	12%
15.6	Have you spent one or more nights in the segregation unit in this prison in the last 6 months?	16%	10%
EDUCATION, SKILLS AND WORK			
16.1	<i>For those who have needed support:</i>		
	Have you been supported (this could include education or wing staff, peer support or anyone else)?	48%	80%
16.2	Do you have any learning difficulties (dyslexia or any other conditions that affect on your learning)?	50%	14%
16.5	Has the prison allocated you to the education, training or work that will help you when you are released?	39%	55%
SENTENCE PLAN			
17.1	Do you have a sentence plan?	45%	29%

Shading is used to indicate statistical significance*, as follows:

	Green shading shows results that are significantly more positive than the comparator
	Blue shading shows results that are significantly more negative than the comparator
	Orange shading shows significant differences in demographics and background information
	No shading means that differences are not significant and may have occurred by chance
	Grey shading indicates that we have no valid data for this question

** less than 1% probability that the difference is due to chance*

	Have mental health problems	Do not have mental health problems
Number of completed questionnaires returned	112	43

	For those who have a sentence plan:		
17.2	Do you know what your objectives or targets are?	85%	86%
	For those who know what their objectives or targets are:		
	Are any staff here supporting you to achieve the objectives or targets?	33%	50%
RETURNING TO THE COMMUNITY			
	For those who expect to be released in the next 3 months:		
18.3	Is anybody helping you to get ready for your release (people like Prison or Community Offender Managers)?	69%	67%
FINAL QUESTIONS ABOUT THIS PRISON			
20.1	Do you think your experiences in this prison have made you less likely to offend in the future?	41%	61%

HMP/YOI Lincoln 2025

Comparison of survey responses between sub-populations of prisoners

In this table responses of prisoners who have been in local authority care (e.g. lived with foster parents or in a children's home, or had a social worker, while under 18 years old) are compared with those who have not.

Please note that these analyses are based on summary data from selected survey questions only.

Shading is used to indicate statistical significance*, as follows:



Green shading shows results that are significantly more positive than the comparator

Blue shading shows results that are significantly more negative than the comparator

Orange shading shows significant differences in demographics and background information

No shading means that differences are not significant and may have occurred by chance

Grey shading indicates that we have no valid data for this question

* less than 1% probability that the difference is due to chance

	Been in local authority care	Not been in local authority care
Number of completed questionnaires returned	32	120

DEMOGRAPHICS AND OTHER BACKGROUND INFORMATION			
1.2	Are you under 25 years of age?	22%	14%
	Are you 50 years of age or older?	9%	9%
1.3	Are you from an ethnic group other than white?	22%	18%
	Are you from a white Gypsy or Irish Traveller or Roma ethnic group?	6%	6%
7.3	Are you Muslim?	10%	14%
12.1	Do you consider yourself to have a disability (long-term physical, mental or learning needs that affect your day-to-day life)?	77%	53%
12.3	Do you have any mental health problems?	87%	69%
19.2	Are you a foreign national?	6%	8%
19.3	Have you ever been in local authority care (e.g. lived with foster parents or in a children's home, or had a social worker, while you were under 18 years old)?		
19.5	Is your gender female, non-binary or other?	0%	2%
19.6	Do you identify as transgender or trans?	0%	2%
19.7	Are you homosexual, bisexual or other sexual orientation?	6%	7%
ARRIVAL AND RECEPTION			
2.2	When you were searched in reception, was this done in a respectful way?	67%	78%
2.3	Overall, were you treated very/quite well in reception?	61%	78%
2.4	When you first arrived, did you have problems with?:		
	Feeling depressed	60%	55%
	Feeling suicidal	23%	18%

Shading is used to indicate statistical significance*, as follows:



Green shading shows results that are significantly more positive than the comparator

Blue shading shows results that are significantly more negative than the comparator

Orange shading shows significant differences in demographics and background information

No shading means that differences are not significant and may have occurred by chance

Grey shading indicates that we have no valid data for this question

* less than 1% probability that the difference is due to chance

Number of completed questionnaires returned

Been in local authority care	Not been in local authority care
32	120

	Needing protection from other prisoners	23%	16%
	<i>For those who had the following problems, did staff help you with?:</i>		
	Feeling depressed	11%	41%
	Feeling suicidal	20%	19%
	Needing protection from other prisoners	80%	80%
2.5	Were you able to talk to a member of staff in private?	36%	52%
FIRST NIGHT AND INDUCTION			
3.3	Did you feel safe on your first night here?	69%	83%
3.6	Have you had an induction at this prison?	97%	98%
	<i>For those who have had an induction:</i>		
	Did your induction cover everything you needed to know about this prison?	60%	58%
ON THE WING			
4.2	Is your cell call bell normally answered within 5 minutes?	50%	51%
4.3	On the wing or houseblock you are currently living on:		
	Do you normally have enough clean clothing that fits you?	48%	43%
	Can you have access to a shower every day?	87%	87%
4.4	Is it normally quiet enough on the wing or houseblock for you to relax:		
	During the day?	61%	59%
	At night?	61%	59%
4.6	Have you been on an ACCT in this prison?	28%	22%
	<i>For those who have been on an ACCT:</i>		
	Did you feel cared for by staff?	44%	58%
FOOD AND CANTEEN			
5.1	Is the quality of the food in this prison very/quite good?	47%	49%
5.2	Do you get enough to eat at mealtimes always/most of the time?	41%	28%
5.3	Does the shop/canteen sell the things that you need?	65%	63%
RELATIONSHIPS WITH STAFF			

Shading is used to indicate statistical significance*, as follows:

	Green shading shows results that are significantly more positive than the comparator
	Blue shading shows results that are significantly more negative than the comparator
	Orange shading shows significant differences in demographics and background information
	No shading means that differences are not significant and may have occurred by chance
	Grey shading indicates that we have no valid data for this question

* less than 1% probability that the difference is due to chance

	Been in local authority care	Not been in local authority care
Number of completed questionnaires returned	32	120

6.1	Do most staff here treat you with respect?	73%	70%
6.2	Are there any staff here you could turn to if you had a problem?	71%	70%
6.3	In the last week, has any member of staff talked to you about how you are getting on?	40%	41%
6.5	Are prisoners here consulted about things like food, canteen or wing issues?	39%	37%
6.6	If you wanted to, can you talk to managers, governors or directors in this prison?	17%	31%
6.7	<i>For those who have shared a problem with a manager, governor or director:</i>		
	Did they try to help you?	23%	34%

FAITH

7.2	Are you able to speak to the Chaplaincy team in private, if you want to?	56%	55%
	<i>For those who have a religion:</i>		
7.4	Are you able to go to religious services, if you want to?	81%	81%
7.5	Are your religious beliefs respected here?	71%	66%

CONTACT WITH FAMILY AND FRIENDS

8.3	Are your visitors usually treated respectfully by staff all/most of the time?	63%	73%
8.5	Have staff here encouraged you to keep in touch with your family and friends?	33%	44%
8.7	Are you able to use a phone every day (if you have credit)?	97%	96%

TIME OUT OF CELL

9.2	Do you usually spend less than 2 hours out of your cell on Monday - Fridays?	52%	40%
	Do you usually spend 10 hours or more out of your cell on Monday - Fridays?	0%	0%
	Do you usually spend less than 2 hours out of your cell each day on Saturday - Sundays?	75%	64%
	Do you usually spend 10 hours or more out of your cell each day on Saturday - Sundays?	0%	0%
9.3	Are you able to do the following more than 5 days in a normal week?		
	Exercise outside	45%	58%
	Go to the gym or play sports	3%	13%
9.6	Does the library have a wide enough range of materials to meet your needs?	63%	67%

APPLICATIONS, COMPLAINTS AND LEGAL RIGHTS

Shading is used to indicate statistical significance*, as follows:

	Green shading shows results that are significantly more positive than the comparator
	Blue shading shows results that are significantly more negative than the comparator
	Orange shading shows significant differences in demographics and background information
	No shading means that differences are not significant and may have occurred by chance
	Grey shading indicates that we have no valid data for this question

* less than 1% probability that the difference is due to chance

	Been in local authority care	Not been in local authority care
Number of completed questionnaires returned	32	120

10.1	Is it easy for you to make an application?	48%	64%
	<i>For those who have made an application are they usually dealt with:</i>		
10.2	Fairly?	41%	50%
10.3	Is it easy for you to make a complaint?	58%	53%
	<i>For those who have made a complaint are they usually dealt with:</i>		
10.4	Fairly?	29%	27%
10.5	Have you ever been prevented from making a complaint here when you wanted to?	36%	32%
HEALTH CARE			
11.1	Since arriving in this prison have you experienced any delays getting these things?		
	Your medication	65%	61%
	Your outside medical appointments	55%	38%
	Your agreed social care package	50%	36%
11.2	Is it very/quite easy to see?:		
	Doctor	28%	23%
	Nurse	53%	37%
	Dentist	9%	14%
	Pharmacist	28%	39%
	Mental health worker	28%	25%
	Substance misuse worker	41%	27%
11.4	Do you think the overall quality of the health services here is very/quite good?	50%	42%
11.6	Are you able to lead a healthy lifestyle here (in relation to your physical, mental, dietary needs, emotional and social well-being) always/most of the time?	38%	36%
OTHER SUPPORT NEEDS			
12.1	Do you consider yourself to have a disability (long-term physical, mental or learning needs that affect your day-to-day life)?	77%	53%
	<i>For those who have a disability:</i>		
12.2	Are you getting the support you need?	35%	32%
12.3	Do you have any mental health problems?	87%	69%
	<i>For those who have any mental health problems:</i>		

Shading is used to indicate statistical significance*, as follows:

	Green shading shows results that are significantly more positive than the comparator
	Blue shading shows results that are significantly more negative than the comparator
	Orange shading shows significant differences in demographics and background information
	No shading means that differences are not significant and may have occurred by chance
	Grey shading indicates that we have no valid data for this question

** less than 1% probability that the difference is due to chance*

		Been in local authority care	Not been in local authority care
Number of completed questionnaires returned		32	120
12.4	Have you been helped with your mental health problems in this prison?	33%	36%
12.5	Has your mental health got better since arriving at this prison?	13%	12%
ALCOHOL AND DRUGS			
13.3	Have you developed a drug or alcohol problem in this prison (including medication not prescribed to you)?	19%	9%
SAFETY			
14.1	Have you ever felt unsafe here?	59%	36%
14.2	Do you feel unsafe now?	35%	14%
14.3	Would you report it if you were being bullied/victimised in this prison by:		
	Other prisoners?	17%	32%
	Staff?	17%	41%
14.4	Have you been bullied/victimised in this prison by other prisoners?	39%	21%
	Have you been bullied/victimised in this prison by staff?	43%	32%
BEHAVIOUR MANAGEMENT			
15.1	Does this prison:		
	Reward good behaviour fairly?	19%	33%
	Deal with bad behaviour fairly?	20%	35%
	<i>For those who know that there are opportunities and rewards:</i>		
15.3	Do the opportunities and rewards motivate you to behave well?	50%	97%
15.4	Do you think the culture in this prison encourages prisoners to behave well?	10%	23%
15.5	Have you been physically restrained by staff in this prison in the last 6 months?	35%	15%
15.6	Have you spent one or more nights in the segregation unit in this prison in the last 6 months?	20%	13%
EDUCATION, SKILLS AND WORK			
16.1	<i>For those who have needed support:</i>		
	Have you been supported (this could include education or wing staff, peer support or anyone else)?	57%	54%
16.2	Do you have any learning difficulties (dyslexia or any other conditions that affect on your learning)?	52%	36%
16.5	Has the prison allocated you to the education, training or work that will help you when you are released?	33%	46%

Shading is used to indicate statistical significance*, as follows:

	Green shading shows results that are significantly more positive than the comparator
	Blue shading shows results that are significantly more negative than the comparator
	Orange shading shows significant differences in demographics and background information
	No shading means that differences are not significant and may have occurred by chance
	Grey shading indicates that we have no valid data for this question

** less than 1% probability that the difference is due to chance*

	Been in local authority care	Not been in local authority care
Number of completed questionnaires returned	32	120

SENTENCE PLAN			
17.1	Do you have a sentence plan?	54%	37%
	<i>For those who have a sentence plan:</i>		
17.2	Do you know what your objectives or targets are?	77%	88%
	<i>For those who know what their objectives or targets are:</i>		
	Are any staff here supporting you to achieve the objectives or targets?	20%	41%
RETURNING TO THE COMMUNITY			
	<i>For those who expect to be released in the next 3 months:</i>		
18.3	Is anybody helping you to get ready for your release (people like Prison or Community Offender Managers)?	53%	76%
FINAL QUESTIONS ABOUT THIS PRISON			
20.1	Do you think your experiences in this prison have made you less likely to offend in the future?	25%	53%